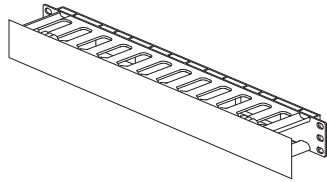
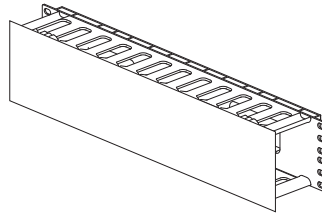


## Product View

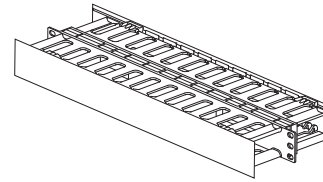
CMH-SFD1U



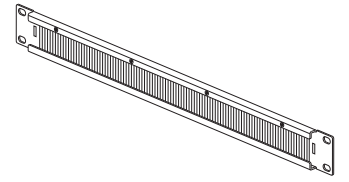
CMH-SFD2U



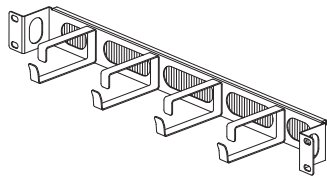
CMH-DFD1U



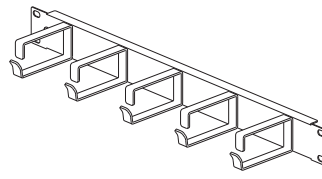
CMH-B1U



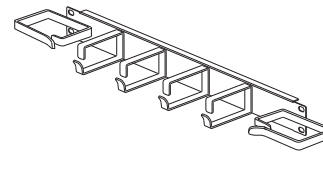
CMH-4DRB1U



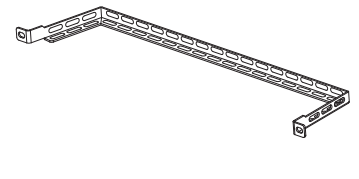
CMH-5DR1U



CMH-6DR1U



LBP-4A



1U/2U Horizontal Cable Manager

## Horizontal Cable Manager

Quick Start Guide **V1.0**

# 2

## Accessories



CMH-SFD1U/CMH-SFD2U/  
CMH-DFD1U/CMH-B1U/



CMH-4DRB1U/CMH-5DR1U/  
CMH-6DR1U

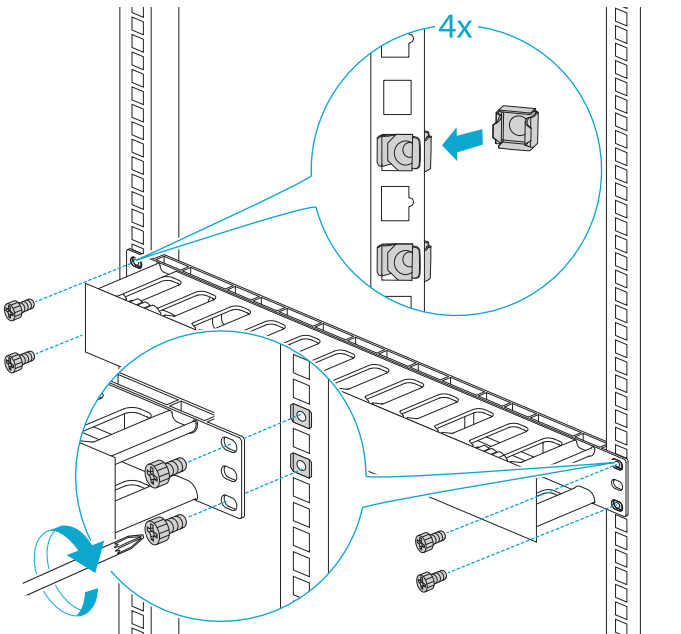
4x



LBP-4A

12x

# 3



# 4

PART NUMBER	CABLE CAPACITY							
	CAT5E 24AWG -5.5mm		CAT6 24AWG-6.1mm		CAT6 SLIM 28AWG-3.8mm		CAT6A/CAT7 26AWG-6.2mm	
	30%	100%	30%	100%	30%	100%	30%	100%
CMH-SFD1U	16	53	14	48	38	127	14	45
CMH-SFD2U	47	158	37	124	101	336	35	117
CMH-DFD1U	32	106	29	96	76	254	27	90
CMH-B1U	95	315	75	251	138	460	74	248
CMH-4DRB1U	33	110	26	87	66	221	25	84
CMH-5DR1U	31	103	25	83	63	209	24	80
CMH-6DR1U	33 (H)	110 (H)	26 (H)	87 (H)	66 (H)	221 (H)	25 (H)	84 (H)
	59 (V)	195 (V)	46 (V)	153 (V)	122 (V)	408 (V)	45 (V)	150 (V)

**NOTE:** The above parameters are theoretical values for reference only.  
30% is recommended cable fill, and 100% is maximum cable fill. (H: Horizontal, V: Vertical)