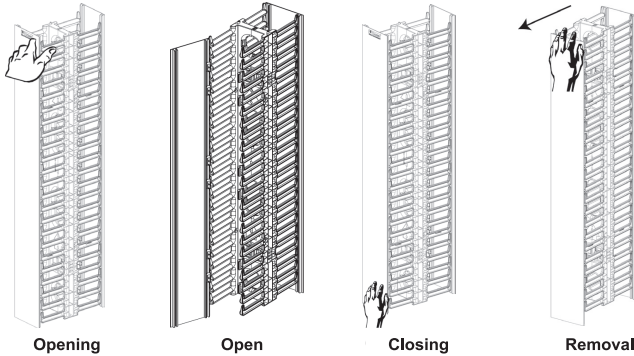


### PART NUMBERS

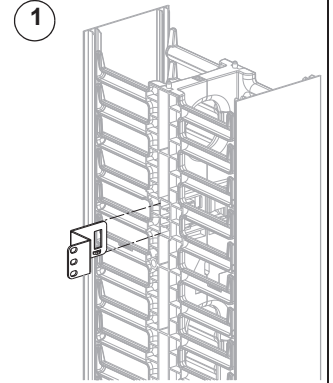
Table 1

VERTICAL CABLE MANAGEMENT		Racks
Front/Rear	Front Only	FS-OR2P-45U
CMV-DFD45U5W	CMV-SFD45U5W	FS-OR4P-45U

### Opening and Closing Cover for CMV managers

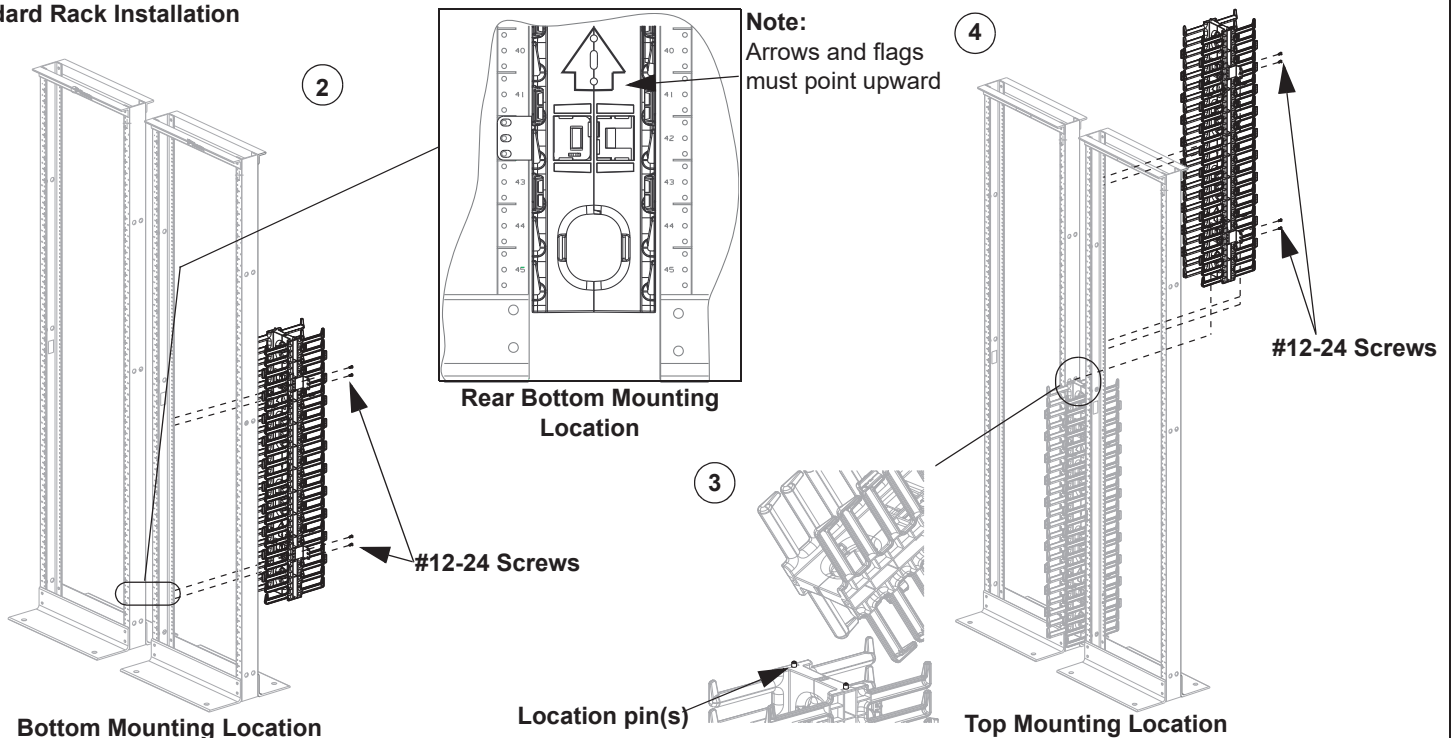


### Bracket Installation



**Note:** For additional brackets when installing between two racks use part number **CMV-DFD45U5W** or **CMV-SFD45U5W**. Bracket is keyed to be installed in the correct orientation.

### Standard Rack Installation



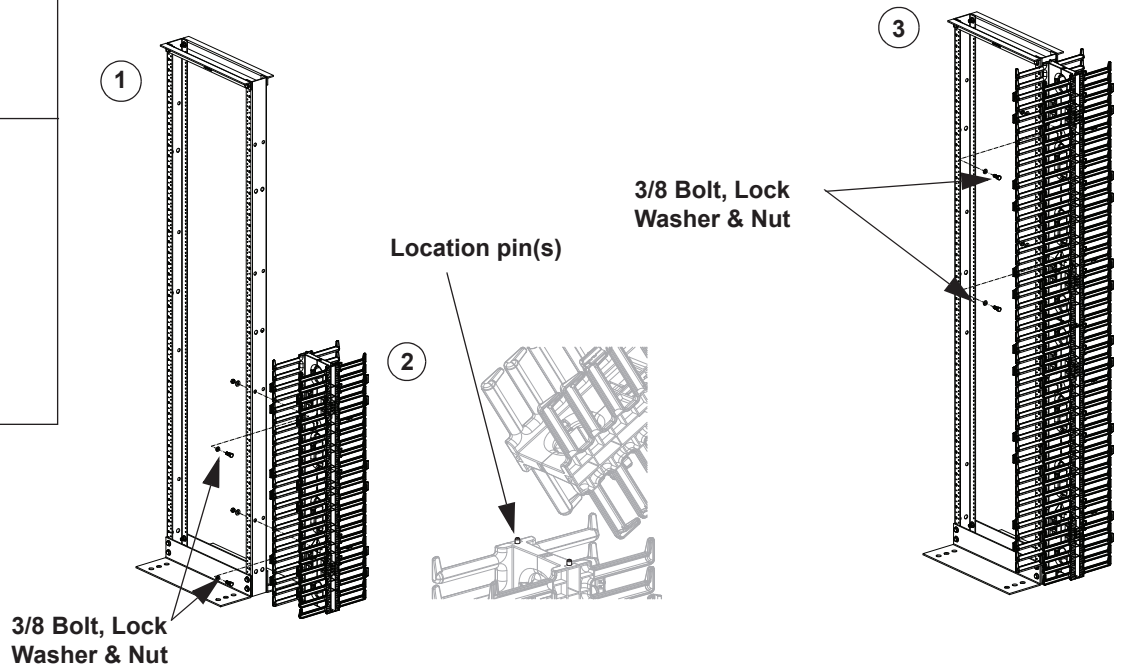
**Installation instructions FS-OR2P-45U using CMV-DFD45U5W side mounting kit**

**Note:** Mount the racks to the floor (with the appropriate space between racks indicated in Table 2.)

**Table 2**

PART NUMBER	SAPACE
CMV-DFD45U5W	5"
CMV-SFD45U5W	

\* FOR USE WITH FS-OR2P-45U



**Installation instructions FS-OR4P-45U using CMV-DFD45U5W side mounting kit**

**Note:** Mount the racks to the floor (with the appropriate space between racks indicated in Table 2.)

