



IxNetwork Report

Test: RFC2544 - Throughput/Latency

Test Date: 01/11/2021 17:45:31

www.ixiacom.com
www.ixiacom.com/support

Table of Contents

1.	Cover	1
2.	Info	3
3.	Port Map	4
4.	Aggregate Graphs	5
5.	IterationCharts	13
6.	Aggregated Results	19
7.	Aggregated Results Per Iteration	20
8.	Per Flow Results	25
9.	Iteration Data	27
10.	Theoretical Max Rates	36

RFC2544 - Throughput/Latency - Info**Test Information****Product Information**

Product Label :	S5860-48SC
Product Version :	S5860_FSOS 11.0(5)B13S1
Serial Number :	1234942570067
Comments :	

Test Settings

Date Executed :	01/11/2021
Time Executed :	17:45:31
User Name :	FS.COM
Number of Trials Executed :	1
Stream Duration (sec) :	20

Output Parameters

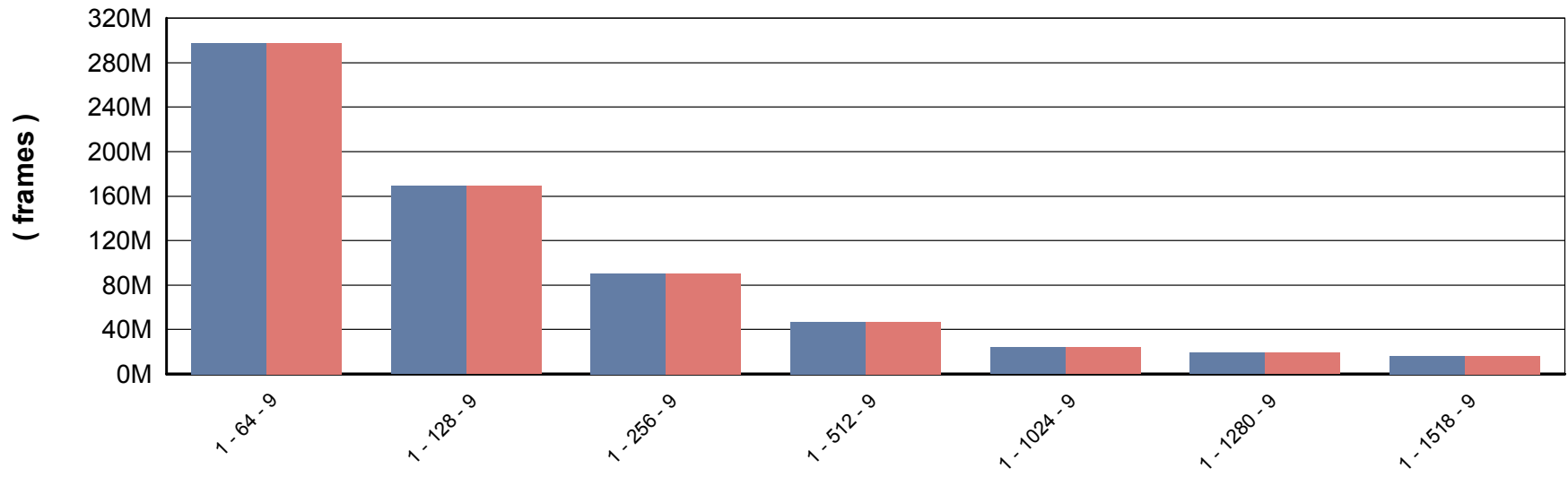
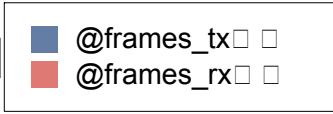
Number of Trials Passed :	N/A
Test Duration :	00:35:21

RFC2544 - Throughput/Latency - Port Map Information

Port Map :	Tx Port	Tx Speed (Mbps)	Rx Port	Rx Speed (Mbps)
	10.32.133.101:3:13	10000	10.32.133.101:3:14	10000

RFC2544 - Throughput/Latency - Aggregated Graph

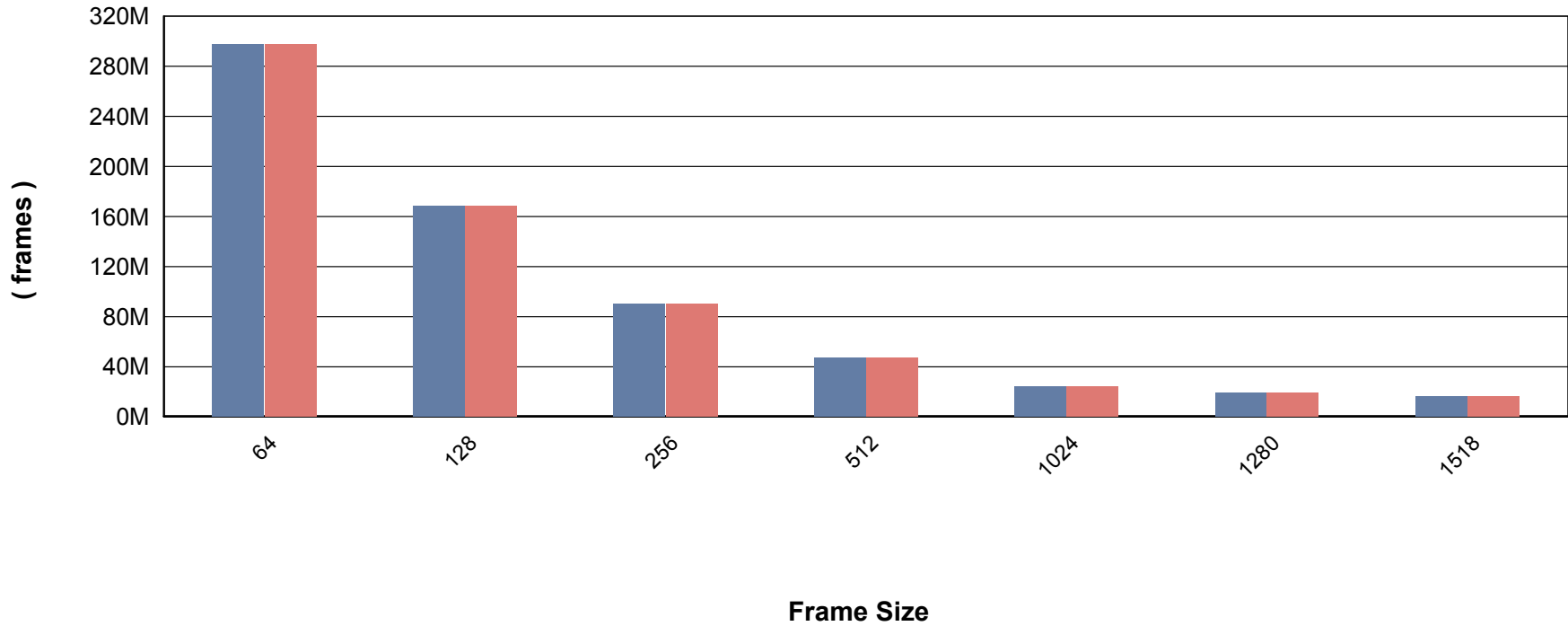
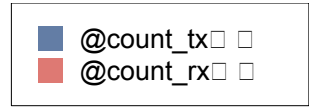
Total Frames Transmitted and Received



Trial - Framesize - Iteration

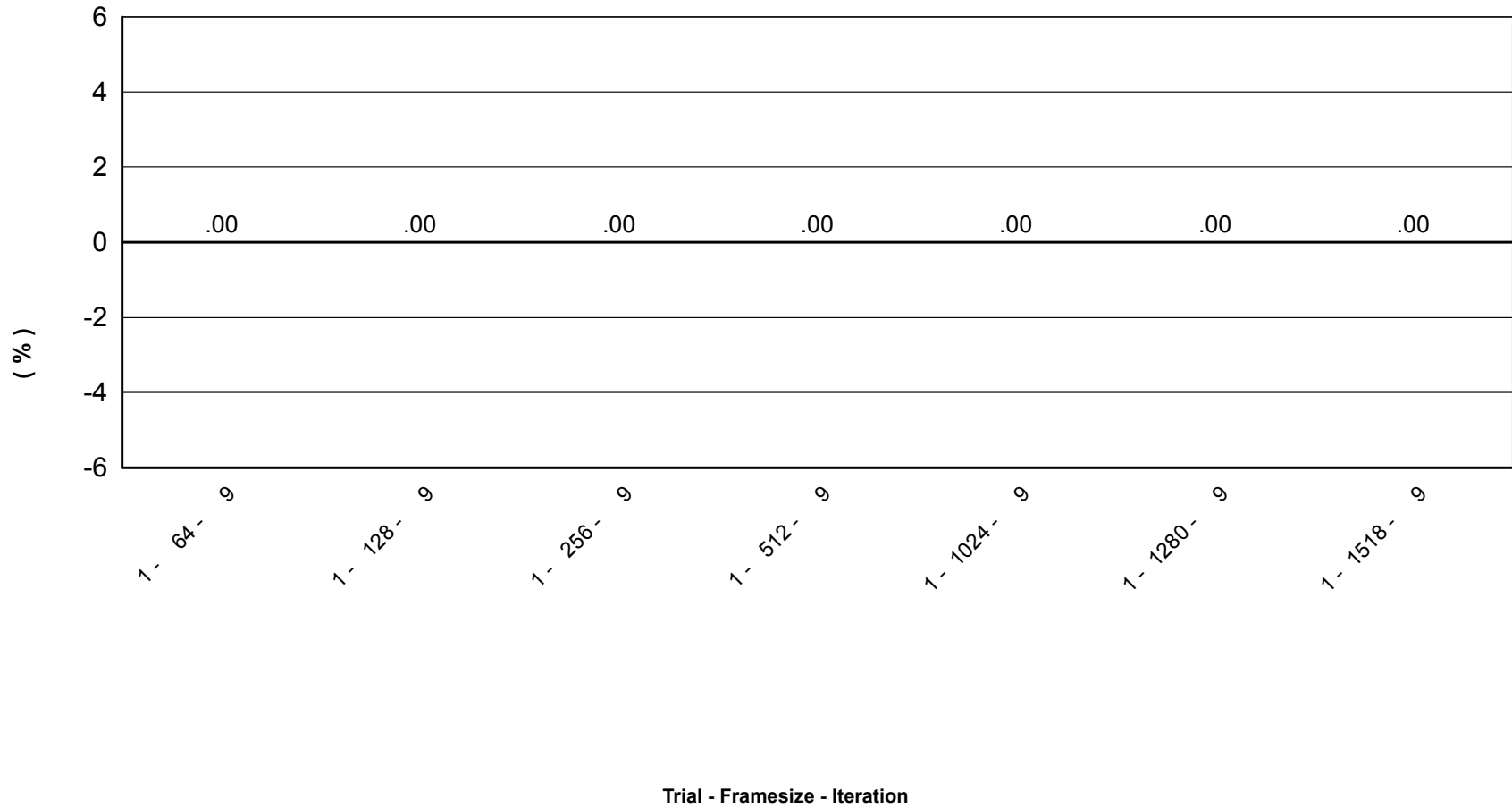
RFC2544 - Throughput/Latency - Aggregated Graph

Tx / Rx Frames per Frame Size



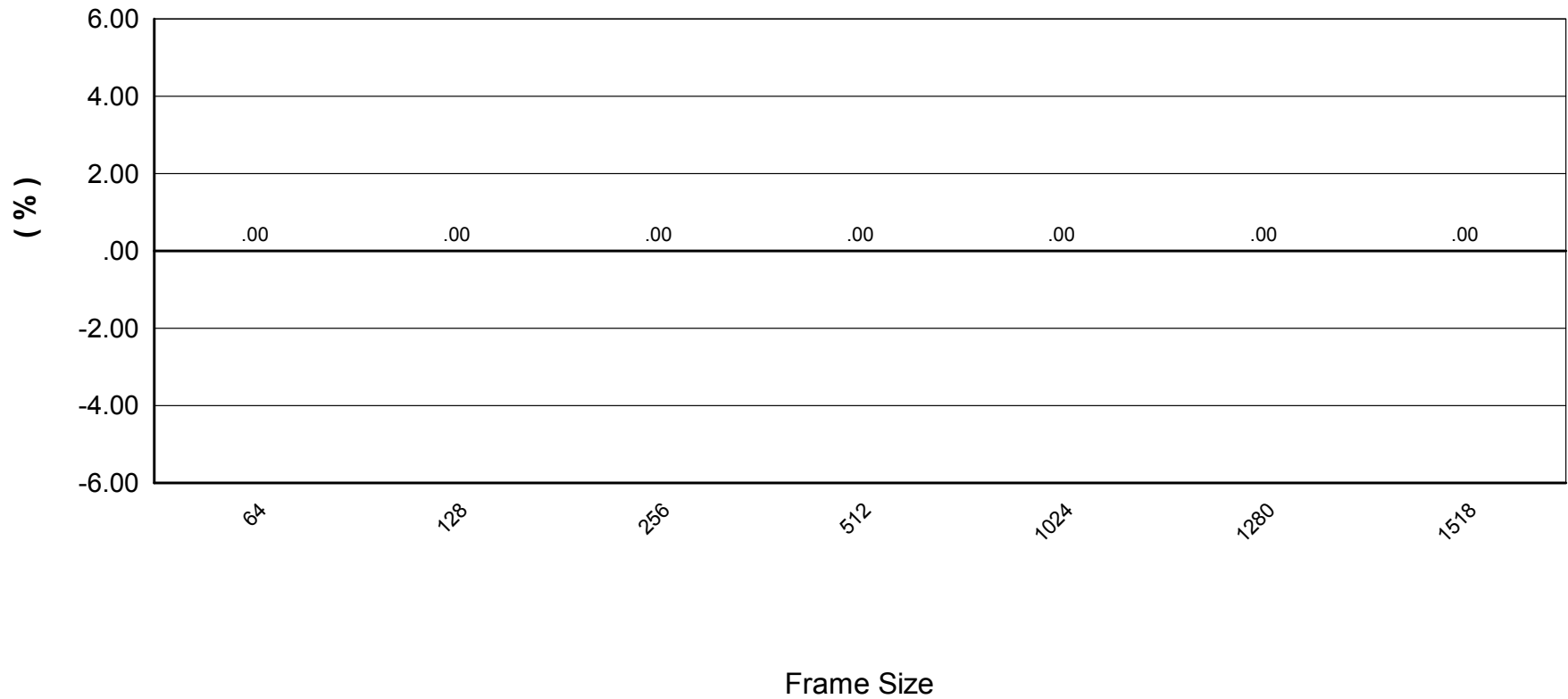
RFC2544 - Throughput/Latency - Aggregated Graph

Aggregated Frame Loss



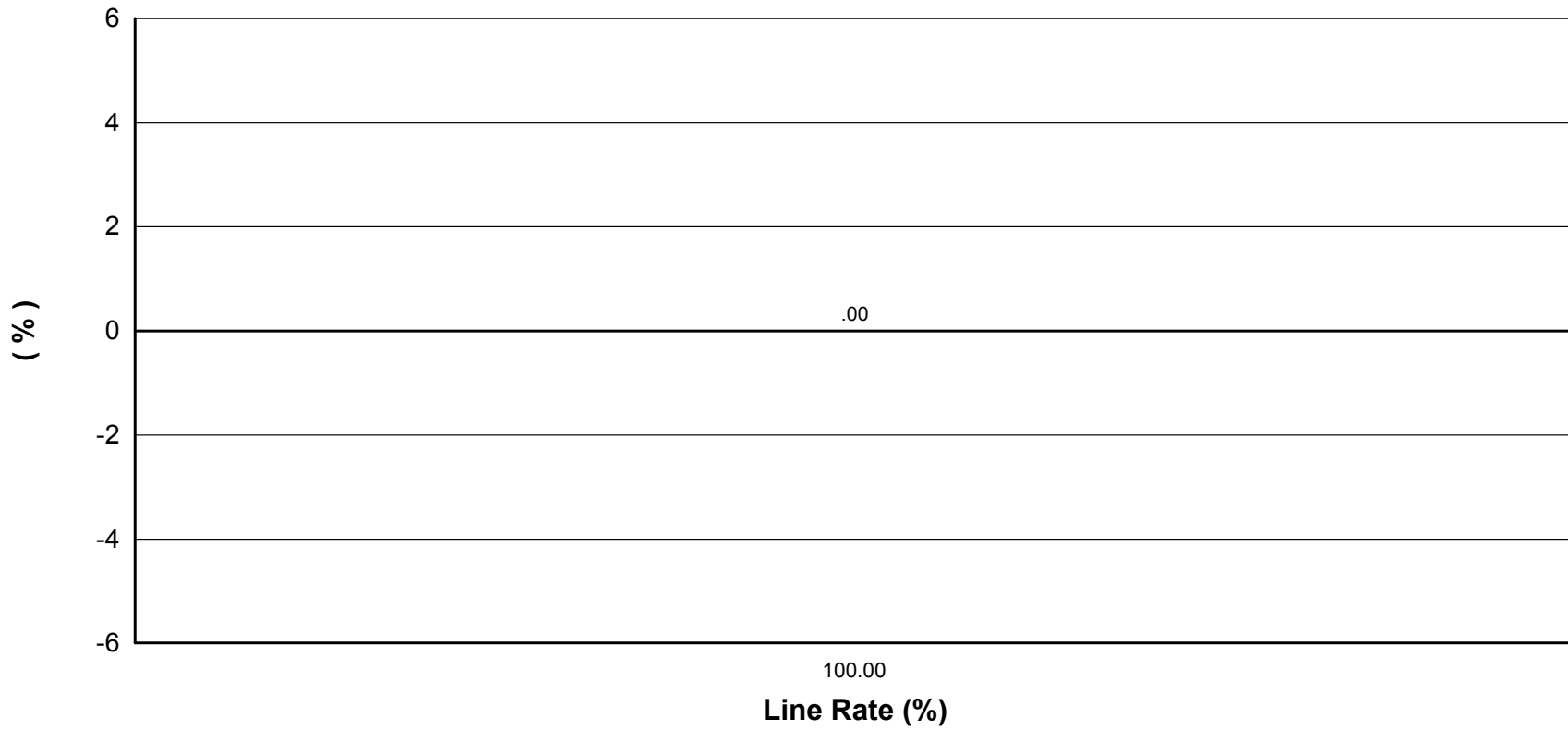
RFC2544 - Throughput/Latency - Aggregated Graph

Aggregated Frame Loss per Frame Size




RFC2544 - Throughput/Latency - Aggregated Graph

Aggregated Frame Loss per Line Rate



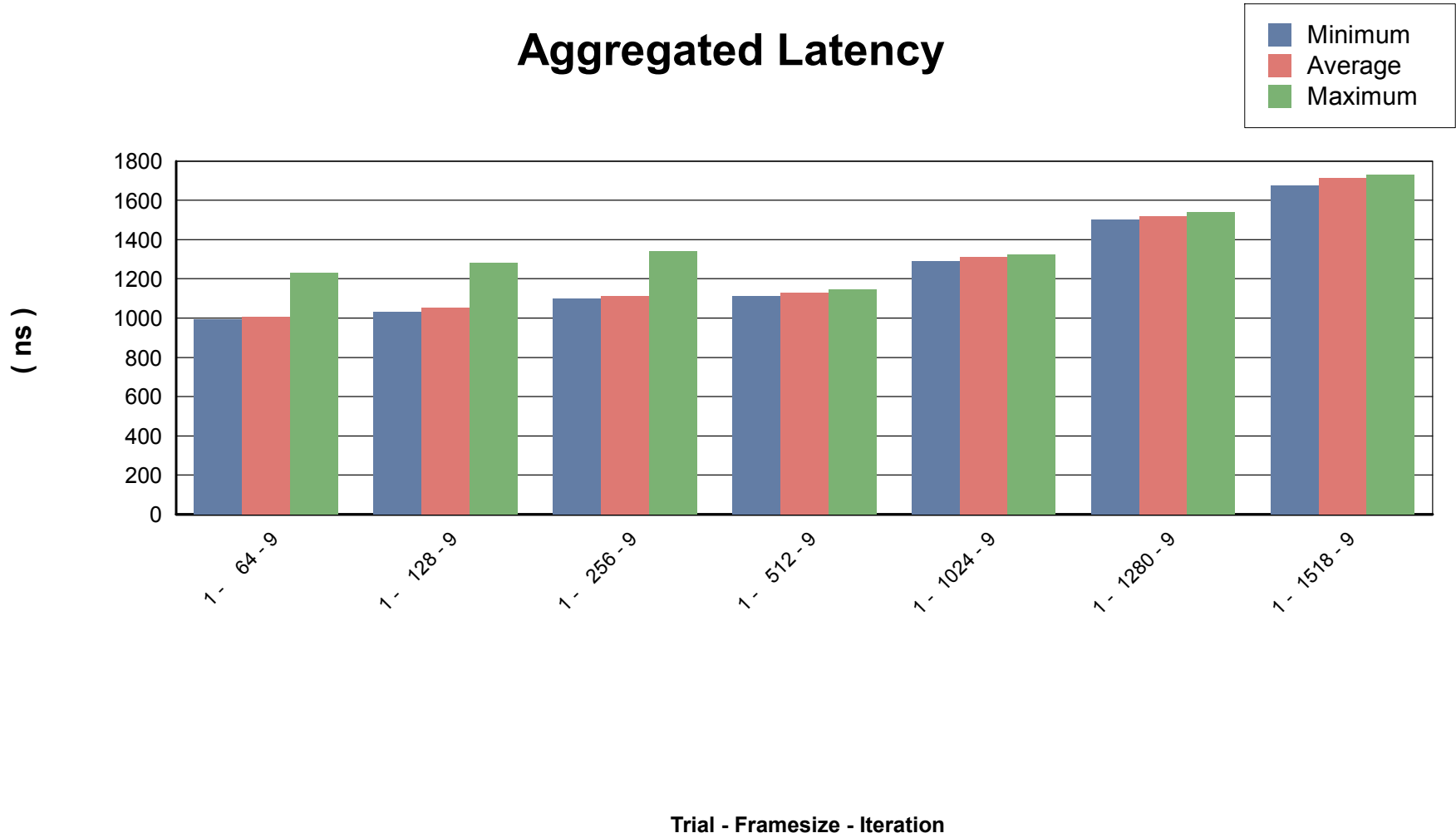
RFC2544 - Throughput/Latency - Per Flow Graph

Average Frame Loss per Flow



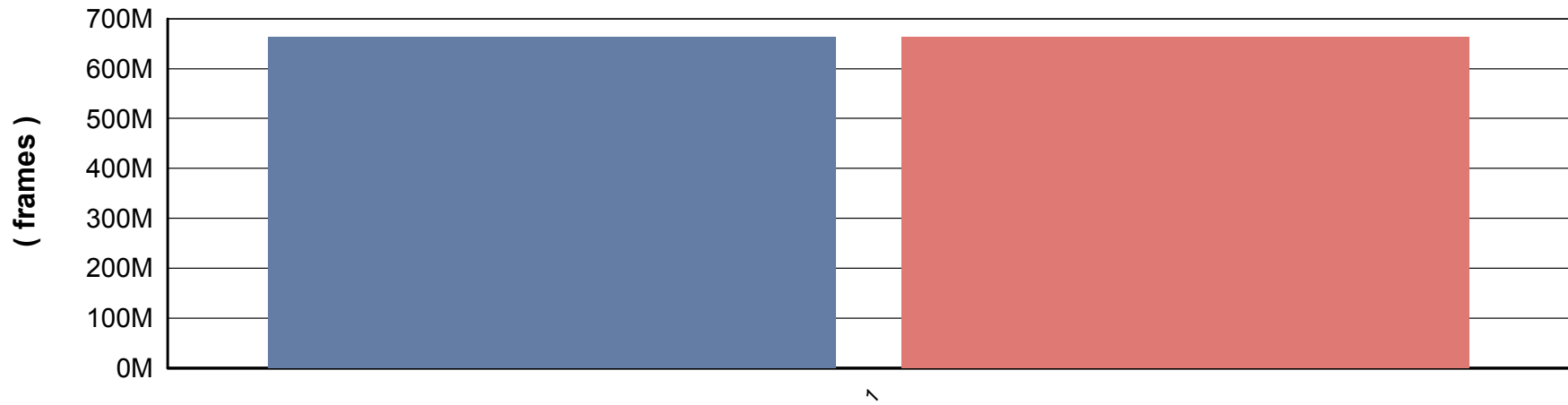
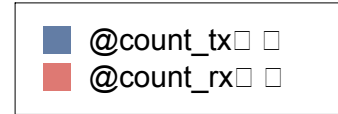
RFC2544 - Throughput/Latency - Aggregated Graph

Aggregated Latency



RFC2544 - Throughput/Latency - Per Flow Graph

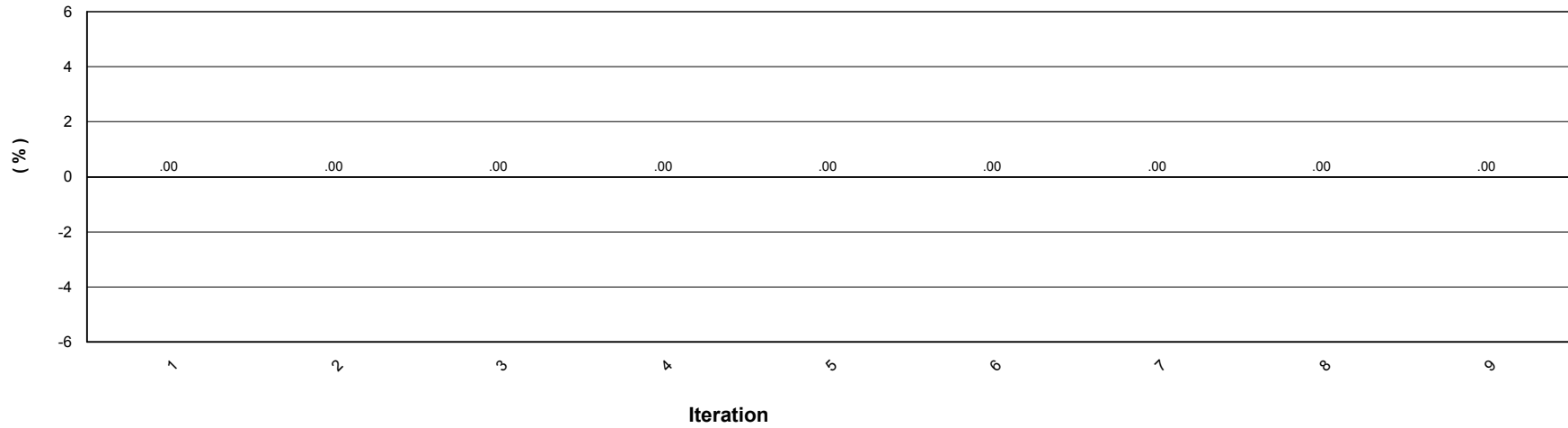
Tx / Rx Frame Count



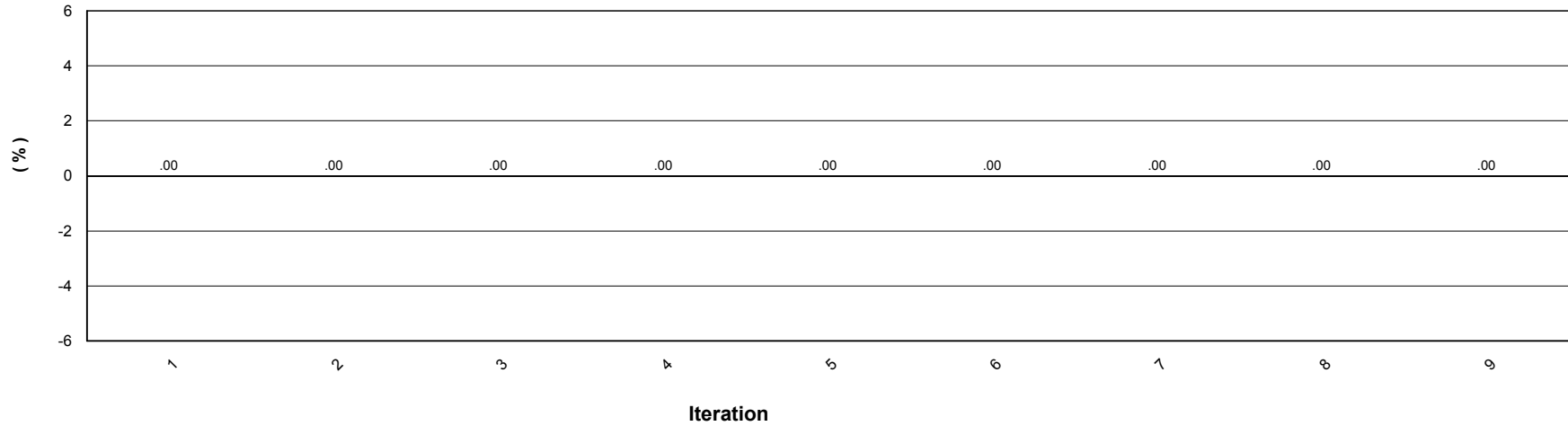
Trial

RFC2544 - Throughput/Latency - Iteration Graph

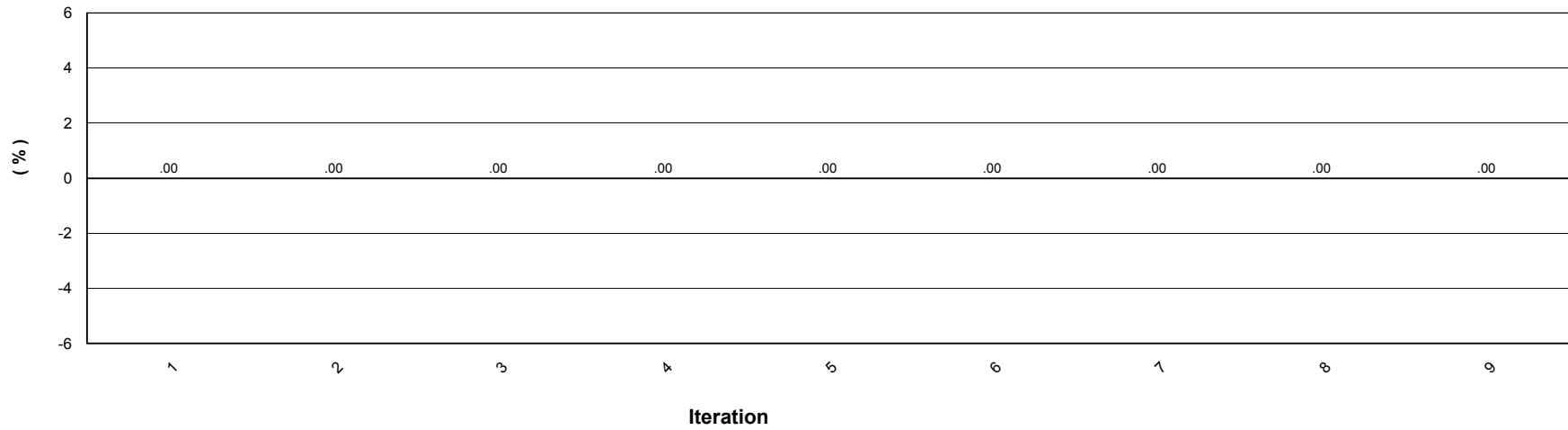
Aggregated Frame Loss for Trial 1 and Framesize 64



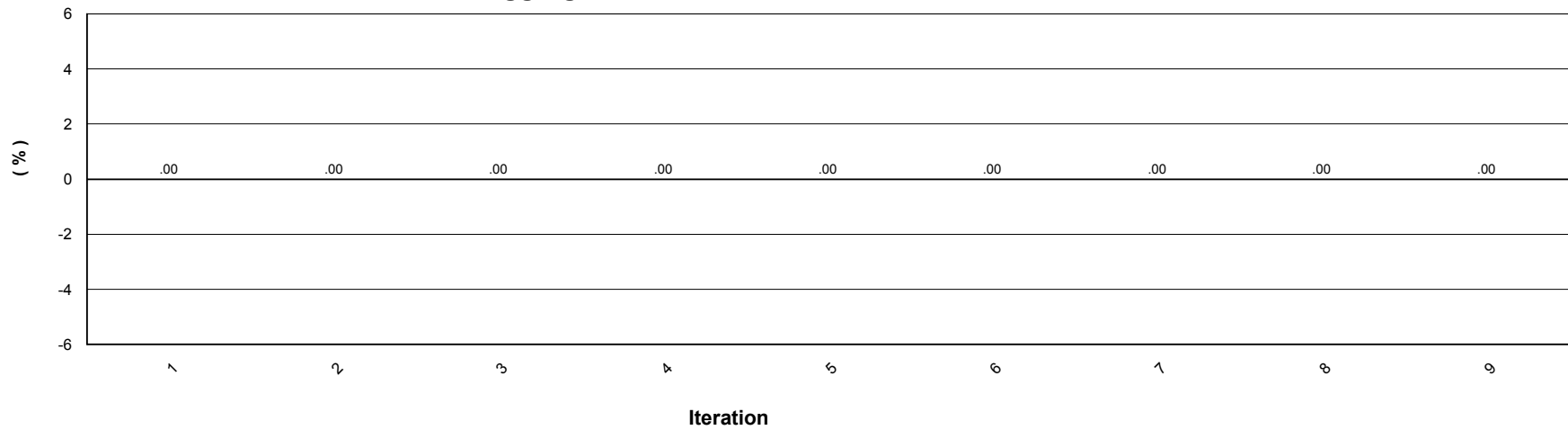
Aggregated Frame Loss for Trial 1 and Framesize 128



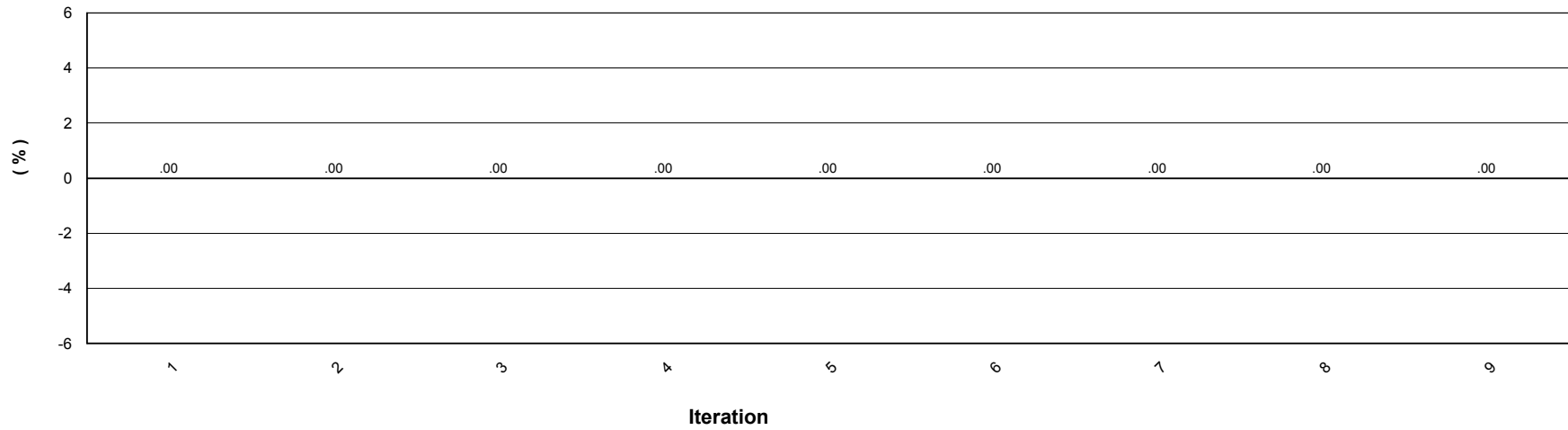
Aggregated Frame Loss for Trial 1 and Framesize 256



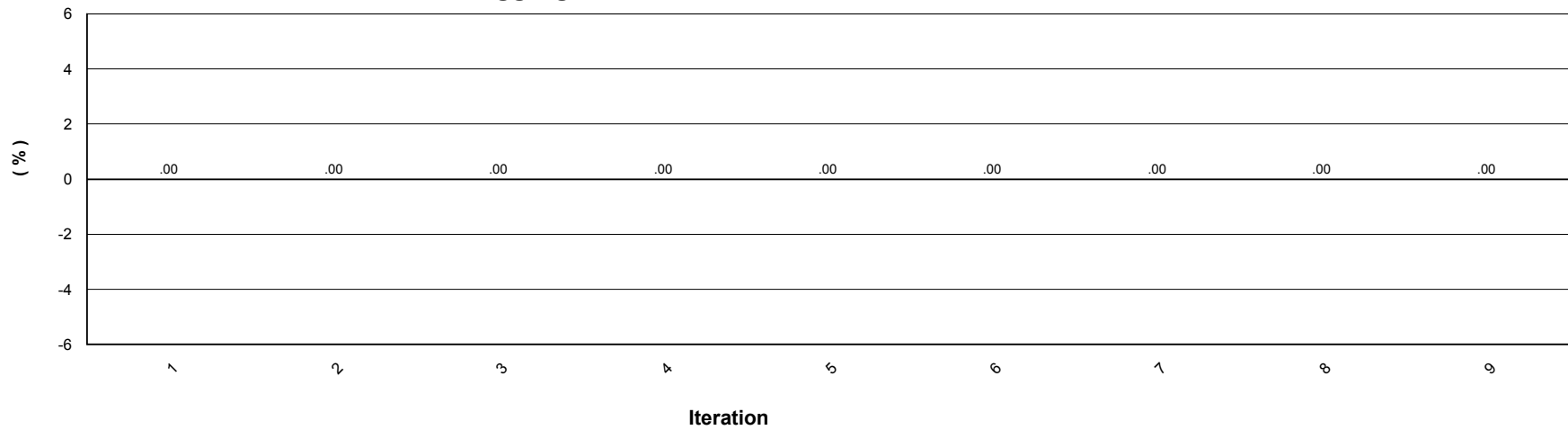
Aggregated Frame Loss for Trial 1 and Framesize 512



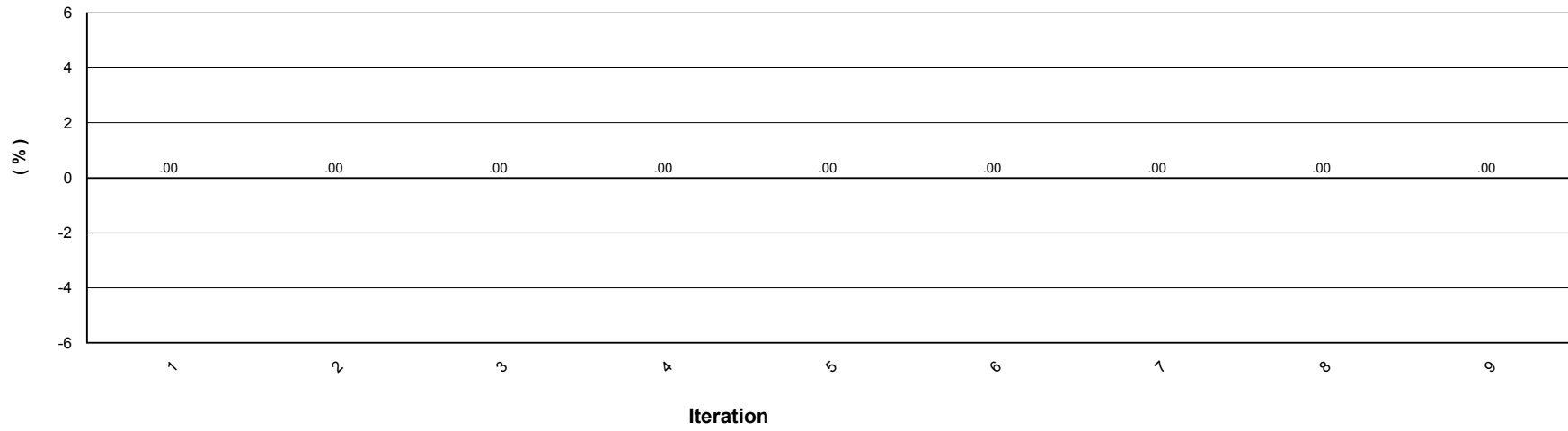
Aggregated Frame Loss for Trial 1 and Framesize 1024



Aggregated Frame Loss for Trial 1 and Framesize 1280

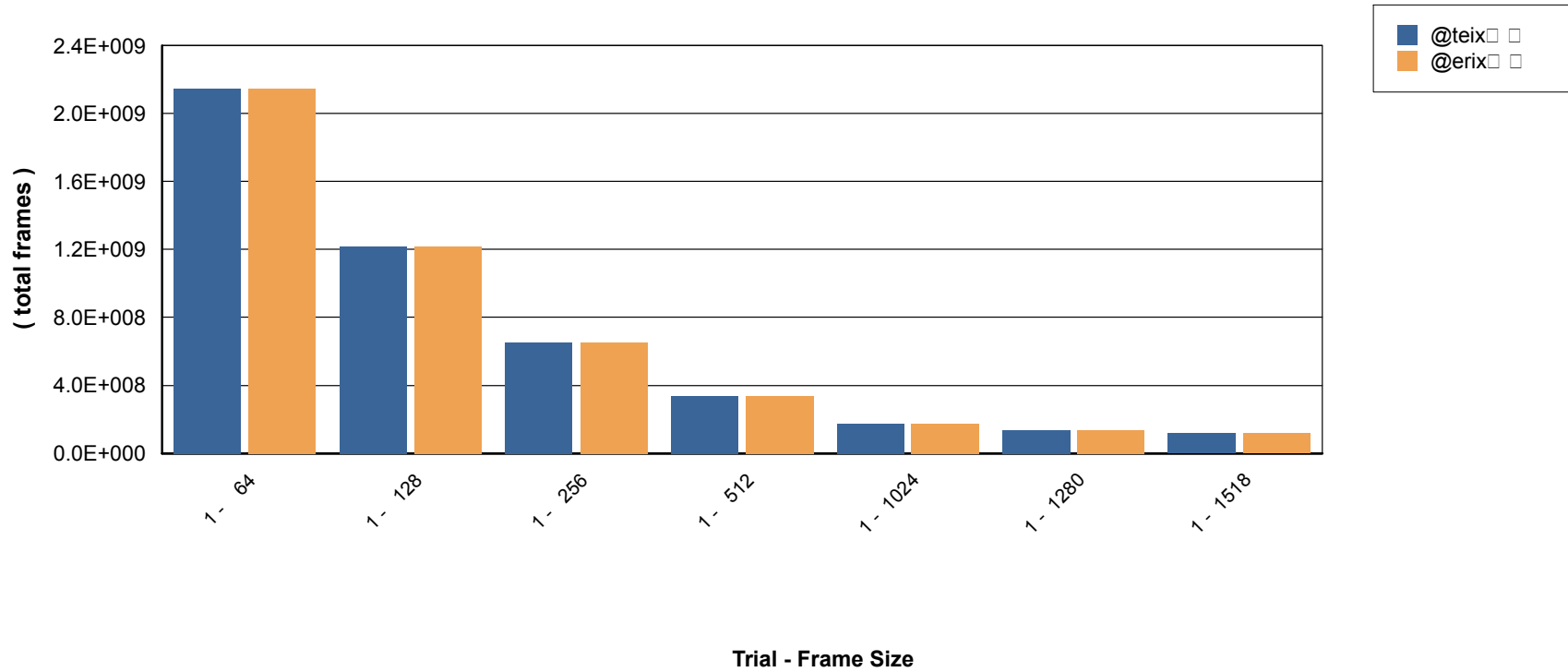


Aggregated Frame Loss for Trial 1 and Framesize 1518

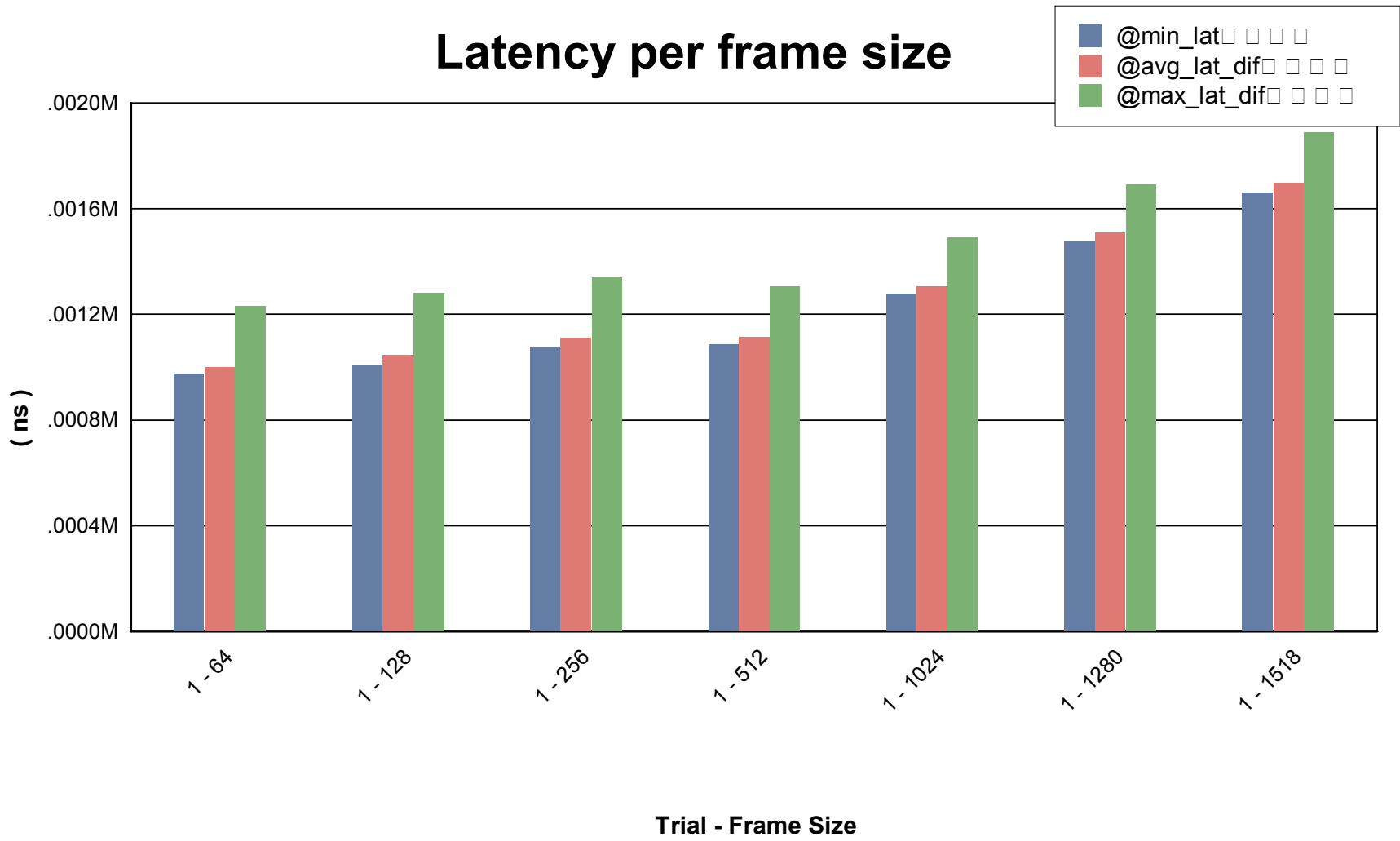


RFC2544 - Throughput/Latency - Iteration Graph

Tx / Rx Frames per Frame Size



RFC2544 - Throughput/Latency - Iteration Graph



RFC2544 - Throughput/Latency - Aggregated Results

Trial / Framesize / Iteration	Agg L2 Throughput				Agg L1 Throughput		Throughput (frames)	Agg Latency		
	Agg Tx Rate %	Agg Rx Rate			Tx Rate Mbps	Rx Rate Mbps		Min (ns)	Max (ns)	Average (ns)
		%	FPS	Mbps						
Trial: 1 / FS: 64 / Iter: 9	100.00	100	14880952.4	7619.048			Tx : 297619048.000 Rx : 297619048.000 Loss : 0 Loss% : .00	992	1230	1007.000
Trial: 1 / FS: 128 / Iter: 9	100.00	100	8445945.9	8648.649			Tx : 168918919.000 Rx : 168918919.000 Loss : 0 Loss% : .00	1032	1280	1054.000
Trial: 1 / FS: 256 / Iter: 9	100.00	100	4528985.5	9275.362			Tx : 90579710.000 Rx : 90579710.000 Loss : 0 Loss% : .00	1097	1340	1114.000
Trial: 1 / FS: 512 / Iter: 9	100.00	100	2349624.1	9624.060			Tx : 46992481.000 Rx : 46992481.000 Loss : 0 Loss% : .00	1112	1145	1128.000
Trial: 1 / FS: 1024 / Iter: 9	100.00	100	1197318.0	9808.429			Tx : 23946360.000 Rx : 23946360.000 Loss : 0 Loss% : .00	1290	1325	1313.000
Trial: 1 / FS: 1280 / Iter: 9	100.00	100	961538.5	9846.154			Tx : 19230769.000 Rx : 19230769.000 Loss : 0 Loss% : .00	1500	1537	1518.000
Trial: 1 / FS: 1518 / Iter: 9	100.00	100	812743.8	9869.961			Tx : 16254876.000 Rx : 16254876.000 Loss : 0 Loss% : .00	1675	1730	1712.000

RFC2544 - Throughput/Latency - Aggregated Results

Trial / Framesize / Iteration	Agg L2 Throughput				Agg L1 Throughput		Throughput (frames)	Agg Latency		
	Agg Tx Rate %	Agg Rx Rate			Tx Rate Mbps	Rx Rate Mbps		Min (ns)	Max (ns)	Average (ns)
		%	FPS	Mbps						
Trial: 1 / FS: 64 / Iter: 1	10	10	1488095.2	761.905			Tx : 29761905.000 Rx : 29761905.000 Loss : 0 Loss% : .00	977	1162	994.000
Trial: 1 / FS: 64 / Iter: 2	55	55	8184561.9	4190.496			Tx : 163690476.000 Rx : 163690476.000 Loss : 0 Loss% : .00	975	1165	995.000
Trial: 1 / FS: 64 / Iter: 3	78	78	11532778.3	5904.782			Tx : 230654762.000 Rx : 230654762.000 Loss : 0 Loss% : .00	975	1177	995.000
Trial: 1 / FS: 64 / Iter: 4	89	89	13206904.7	6761.935			Tx : 264136905.000 Rx : 264136905.000 Loss : 0 Loss% : .00	975	1192	996.000
Trial: 1 / FS: 64 / Iter: 5	94	94	14044019.2	7190.538			Tx : 280877976.000 Rx : 280877976.000 Loss : 0 Loss% : .00	977	1210	998.000
Trial: 1 / FS: 64 / Iter: 6	97	97	14462459.8	7404.779			Tx : 289248512.000 Rx : 289248512.000 Loss : 0 Loss% : .00	982	1025	999.000
Trial: 1 / FS: 64 / Iter: 7	99	99	14671832.4	7511.978			Tx : 293433780.000 Rx : 293433780.000 Loss : 0 Loss% : .00	985	1025	1000.000
Trial: 1 / FS: 64 / Iter: 8	99	99	14776334.8	7565.483			Tx : 295526414.000 Rx : 295526414.000 Loss : 0 Loss% : .00	985	1025	1001.000
Trial: 1 / FS: 64 / Iter: 9	100	100	14880952.4	7619.048			Tx : 297619048.000 Rx : 297619048.000 Loss : 0 Loss% : .00	992	1230	1007.000
Trial: 1 / FS: 128 / Iter: 1	10	10	844594.6	864.865			Tx : 16891892.000 Rx : 16891892.000 Loss : 0 Loss% : .00	1010	1065	1039.000
Trial: 1 / FS: 128 / Iter: 2	55	55	4645271.8	4756.758			Tx : 92905405.000 Rx : 92905405.000 Loss : 0 Loss% : .00	1012	1145	1041.000
Trial: 1 / FS: 128 / Iter: 3	78	78	6545640.5	6702.736			Tx : 130912162.000 Rx : 130912162.000 Loss : 0 Loss% : .00	1012	1217	1041.000
Trial: 1 / FS: 128 / Iter: 4	89	89	7495812.9	7675.712			Tx : 149915541.000 Rx : 149915541.000 Loss : 0 Loss% : .00	1015	1257	1042.000

Trial: 1 / FS: 128 / Iter: 5	94	94	7970906.2	8162.208	Tx : Rx : Loss : Loss% :	159417230.000 159417230.000 0 .00	1022	1250	1044.000
Trial: 1 / FS: 128 / Iter: 6	97	97	8208443.2	8405.446	Tx : Rx : Loss : Loss% :	164168074.000 164168074.000 0 .00	1022	1070	1046.000
Trial: 1 / FS: 128 / Iter: 7	99	99	8327207.2	8527.060	Tx : Rx : Loss : Loss% :	166543497.000 166543497.000 0 .00	1027	1070	1048.000
Trial: 1 / FS: 128 / Iter: 8	99	99	8386568.4	8587.846	Tx : Rx : Loss : Loss% :	167731208.000 167731208.000 0 .00	1032	1070	1050.000
Trial: 1 / FS: 128 / Iter: 9	100	100	8445945.9	8648.649	Tx : Rx : Loss : Loss% :	168918919.000 168918919.000 0 .00	1032	1280	1054.000
Trial: 1 / FS: 256 / Iter: 1	10	10	452898.6	927.536	Tx : Rx : Loss : Loss% :	9057971.000 9057971.000 0 .00	1085	1130	1109.000
Trial: 1 / FS: 256 / Iter: 2	55	55	2490946.0	5101.457	Tx : Rx : Loss : Loss% :	49818841.000 49818841.000 0 .00	1077	1162	1109.000
Trial: 1 / FS: 256 / Iter: 3	78	78	3509965.0	7188.408	Tx : Rx : Loss : Loss% :	70199275.000 70199275.000 0 .00	1077	1312	1109.000
Trial: 1 / FS: 256 / Iter: 4	89	89	4019481.9	8231.899	Tx : Rx : Loss : Loss% :	80389493.000 80389493.000 0 .00	1077	1302	1109.000
Trial: 1 / FS: 256 / Iter: 5	94	94	4274232.1	8753.627	Tx : Rx : Loss : Loss% :	85484601.000 85484601.000 0 .00	1080	1320	1110.000
Trial: 1 / FS: 256 / Iter: 6	97	97	4401620.4	9014.518	Tx : Rx : Loss : Loss% :	88032156.000 88032156.000 0 .00	1087	1135	1112.000
Trial: 1 / FS: 256 / Iter: 7	99	99	4465298.0	9144.930	Tx : Rx : Loss : Loss% :	89305933.000 89305933.000 0 .00	1095	1135	1114.000
Trial: 1 / FS: 256 / Iter: 8	99	99	4497145.4	9210.154	Tx : Rx : Loss : Loss% :	89942822.000 89942822.000 0 .00	1095	1137	1115.000
Trial: 1 / FS: 256 / Iter: 9	100	100	4528985.5	9275.362	Tx : Rx : Loss : Loss% :	90579710.000 90579710.000 0 .00	1097	1340	1114.000
Trial: 1 / FS: 512 / Iter: 1	10	10	234962.4	962.406	Tx : Rx : Loss : Loss% :	4699248.000 4699248.000 0 .00	1085	1142	1112.000

Trial: 1 / FS: 512 / Iter: 2	55	55	1292293.6	5293.235	Tx : 25845865.000	1085	1207	1112.000
					Rx : 25845865.000			
					Loss : 0			
					Loss% : .00			
Trial: 1 / FS: 512 / Iter: 3	78	78	1820959.8	7458.651	Tx : 36419173.000	1085	1230	1112.000
					Rx : 36419173.000			
					Loss : 0			
					Loss% : .00			
Trial: 1 / FS: 512 / Iter: 4	89	89	2085291.7	8541.355	Tx : 41705827.000	1085	1272	1112.000
					Rx : 41705827.000			
					Loss : 0			
					Loss% : .00			
Trial: 1 / FS: 512 / Iter: 5	94	94	2217460.1	9082.716	Tx : 44349154.000	1085	1305	1110.000
					Rx : 44349154.000			
					Loss : 0			
					Loss% : .00			
Trial: 1 / FS: 512 / Iter: 6	97	97	2283540.8	9353.383	Tx : 45670818.000	1090	1142	1114.000
					Rx : 45670818.000			
					Loss : 0			
					Loss% : .00			
Trial: 1 / FS: 512 / Iter: 7	99	99	2316582.8	9488.723	Tx : 46331649.000	1092	1142	1116.000
					Rx : 46331649.000			
					Loss : 0			
					Loss% : .00			
Trial: 1 / FS: 512 / Iter: 8	99	99	2333105.5	9556.400	Tx : 46662065.000	1097	1142	1119.000
					Rx : 46662065.000			
					Loss : 0			
					Loss% : .00			
Trial: 1 / FS: 512 / Iter: 9	100	100	2349624.1	9624.060	Tx : 46992481.000	1112	1145	1128.000
					Rx : 46992481.000			
					Loss : 0			
					Loss% : .00			
Trial: 1 / FS: 1024 / Iter: 1	10	10	119731.8	980.843	Tx : 2394636.000	1285	1327	1306.000
					Rx : 2394636.000			
					Loss : 0			
					Loss% : .00			
Trial: 1 / FS: 1024 / Iter: 2	55	55	658525.0	5394.637	Tx : 13170498.000	1277	1327	1302.000
					Rx : 13170498.000			
					Loss : 0			
					Loss% : .00			
Trial: 1 / FS: 1024 / Iter: 3	78	78	927921.5	7601.533	Tx : 18558429.000	1277	1327	1302.000
					Rx : 18558429.000			
					Loss : 0			
					Loss% : .00			
Trial: 1 / FS: 1024 / Iter: 4	89	89	1062619.9	8704.982	Tx : 21252395.000	1277	1420	1302.000
					Rx : 21252395.000			
					Loss : 0			
					Loss% : .00			
Trial: 1 / FS: 1024 / Iter: 5	94	94	1129969.4	9256.710	Tx : 22599377.000	1277	1462	1302.000
					Rx : 22599377.000			
					Loss : 0			
					Loss% : .00			
Trial: 1 / FS: 1024 / Iter: 6	97	97	1163643.8	9532.570	Tx : 23272869.000	1277	1490	1302.000
					Rx : 23272869.000			
					Loss : 0			
					Loss% : .00			
Trial: 1 / FS: 1024 / Iter: 7	99	99	1180480.8	9670.498	Tx : 23609614.000	1277	1327	1303.000
					Rx : 23609614.000			
					Loss : 0			
					Loss% : .00			

Trial: 1 / FS: 1024 / Iter: 8	99	99	1188899.4	9739.464	Tx : 23777987.000	1277	1327	1305.000
					Rx : 23777987.000			
					Loss : 0			
					Loss% : .00			
Trial: 1 / FS: 1024 / Iter: 9	100	100	1197318.0	9808.429	Tx : 23946360.000	1290	1325	1313.000
					Rx : 23946360.000			
					Loss : 0			
					Loss% : .00			
Trial: 1 / FS: 1280 / Iter: 1	10	10	96153.8	984.615	Tx : 1923077.000	1477	1535	1506.000
					Rx : 1923077.000			
					Loss : 0			
					Loss% : .00			
Trial: 1 / FS: 1280 / Iter: 2	55	55	528846.3	5415.386	Tx : 10576923.000	1475	1540	1507.000
					Rx : 10576923.000			
					Loss : 0			
					Loss% : .00			
Trial: 1 / FS: 1280 / Iter: 3	78	78	745192.5	7630.771	Tx : 14903846.000	1475	1540	1507.000
					Rx : 14903846.000			
					Loss : 0			
					Loss% : .00			
Trial: 1 / FS: 1280 / Iter: 4	89	89	853365.8	8738.465	Tx : 17067308.000	1475	1597	1507.000
					Rx : 17067308.000			
					Loss : 0			
					Loss% : .00			
Trial: 1 / FS: 1280 / Iter: 5	94	94	907452.0	9292.308	Tx : 18149038.000	1475	1665	1507.000
					Rx : 18149038.000			
					Loss : 0			
					Loss% : .00			
Trial: 1 / FS: 1280 / Iter: 6	97	97	934495.5	9569.234	Tx : 18689904.000	1475	1692	1507.000
					Rx : 18689904.000			
					Loss : 0			
					Loss% : .00			
Trial: 1 / FS: 1280 / Iter: 7	99	99	948016.8	9707.692	Tx : 18960337.000	1475	1540	1507.000
					Rx : 18960337.000			
					Loss : 0			
					Loss% : .00			
Trial: 1 / FS: 1280 / Iter: 8	99	99	954777.8	9776.925	Tx : 19095553.000	1482	1540	1509.000
					Rx : 19095553.000			
					Loss : 0			
					Loss% : .00			
Trial: 1 / FS: 1280 / Iter: 9	100	100	961538.5	9846.154	Tx : 19230769.000	1500	1537	1518.000
					Rx : 19230769.000			
					Loss : 0			
					Loss% : .00			
Trial: 1 / FS: 1518 / Iter: 1	10	10	81274.4	986.996	Tx : 1625488.000	1662	1725	1694.000
					Rx : 1625488.000			
					Loss : 0			
					Loss% : .00			
Trial: 1 / FS: 1518 / Iter: 2	55	55	447009.2	5428.479	Tx : 8940182.000	1662	1725	1694.000
					Rx : 8940182.000			
					Loss : 0			
					Loss% : .00			
Trial: 1 / FS: 1518 / Iter: 3	78	78	629876.6	7649.222	Tx : 12597529.000	1662	1725	1694.000
					Rx : 12597529.000			
					Loss : 0			
					Loss% : .00			
Trial: 1 / FS: 1518 / Iter: 4	89	89	721310.4	8759.594	Tx : 14426203.000	1660	1757	1694.000
					Rx : 14426203.000			
					Loss : 0			
					Loss% : .00			

Trial: 1 / FS: 1518 / Iter: 5	94	94	767027.4	9314.781	Tx :	15340540.000	1662	1845	1694.000
					Rx :	15340540.000			
					Loss :	0			
					Loss% :	.00			
Trial: 1 / FS: 1518 / Iter: 6	97	97	789885.5	9592.370	Tx :	15797708.000	1662	1887	1694.000
					Rx :	15797708.000			
					Loss :	0			
					Loss% :	.00			
Trial: 1 / FS: 1518 / Iter: 7	99	99	801314.7	9731.165	Tx :	16026292.000	1662	1725	1694.000
					Rx :	16026292.000			
					Loss :	0			
					Loss% :	.00			
Trial: 1 / FS: 1518 / Iter: 8	99	99	807029.2	9800.563	Tx :	16140584.000	1670	1725	1696.000
					Rx :	16140584.000			
					Loss :	0			
					Loss% :	.00			
Trial: 1 / FS: 1518 / Iter: 9	100	100	812743.8	9869.961	Tx :	16254876.000	1675	1730	1712.000
					Rx :	16254876.000			
					Loss :	0			
					Loss% :	.00			

RFC2544 - Throughput/Latency - Per Flow Statistics - Part 1 of 2

Trial / Framesize / Iteration	Tx Port	Rx Port	Flow Group	L2 Throughput			L1 Throughput		Throughput (frames)
				Tx Rate %	Rx Rate		Tx Rate Mbps	Rx Rate Mbps	
				%	FPS	Mbps			
Trial: 1 / FS: 64 / Iter: 9	Ethernet - 001	Ethernet - 002	Traffic Item 1-EndpointSet-1 - Flow Group 0001	100.00	100	14880952.4	7619.05	Tx : 297619048 Rx : 297619048 Loss : 0 Loss% : 0.000	
Trial: 1 / FS: 128 / Iter: 9	Ethernet - 001	Ethernet - 002	Traffic Item 1-EndpointSet-1 - Flow Group 0001	100.00	100	8445945.9	8648.65	Tx : 168918919 Rx : 168918919 Loss : 0 Loss% : 0.000	
Trial: 1 / FS: 256 / Iter: 9	Ethernet - 001	Ethernet - 002	Traffic Item 1-EndpointSet-1 - Flow Group 0001	100.00	100	4528985.5	9275.36	Tx : 90579710 Rx : 90579710 Loss : 0 Loss% : 0.000	
Trial: 1 / FS: 512 / Iter: 9	Ethernet - 001	Ethernet - 002	Traffic Item 1-EndpointSet-1 - Flow Group 0001	100.00	100	2349624.1	9624.06	Tx : 46992481 Rx : 46992481 Loss : 0 Loss% : 0.000	
Trial: 1 / FS: 1024 / Iter: 9	Ethernet - 001	Ethernet - 002	Traffic Item 1-EndpointSet-1 - Flow Group 0001	100.00	100	1197318.0	9808.43	Tx : 23946360 Rx : 23946360 Loss : 0 Loss% : 0.000	
Trial: 1 / FS: 1280 / Iter: 9	Ethernet - 001	Ethernet - 002	Traffic Item 1-EndpointSet-1 - Flow Group 0001	100.00	100	961538.5	9846.15	Tx : 19230769 Rx : 19230769 Loss : 0 Loss% : 0.000	
Trial: 1 / FS: 1518 / Iter: 9	Ethernet - 001	Ethernet - 002	Traffic Item 1-EndpointSet-1 - Flow Group 0001	100.00	100	812743.8	9869.96	Tx : 16254876 Rx : 16254876 Loss : 0 Loss% : 0.000	

RFC2544 - Throughput/Latency - Per Flow Statistics - Part 2 of 2

Trial / Framesize / Iteration	Tx Port	Rx Port	Flow Group	Min Latency (ns)	Max Latency (ns)	Avg Latency (ns)
Trial: 1 / FS: 64 / Iter: 9	Ethernet - 001	Ethernet - 002	Traffic Item 1-EndpointSet-1 - Flow Group 0001	992	1230	1007
Trial: 1 / FS: 128 / Iter: 9	Ethernet - 001	Ethernet - 002	Traffic Item 1-EndpointSet-1 - Flow Group 0001	1032	1280	1054
Trial: 1 / FS: 256 / Iter: 9	Ethernet - 001	Ethernet - 002	Traffic Item 1-EndpointSet-1 - Flow Group 0001	1097	1340	1114
Trial: 1 / FS: 512 / Iter: 9	Ethernet - 001	Ethernet - 002	Traffic Item 1-EndpointSet-1 - Flow Group 0001	1112	1145	1128
Trial: 1 / FS: 1024 / Iter: 9	Ethernet - 001	Ethernet - 002	Traffic Item 1-EndpointSet-1 - Flow Group 0001	1290	1325	1313
Trial: 1 / FS: 1280 / Iter: 9	Ethernet - 001	Ethernet - 002	Traffic Item 1-EndpointSet-1 - Flow Group 0001	1500	1537	1518
Trial: 1 / FS: 1518 / Iter: 9	Ethernet - 001	Ethernet - 002	Traffic Item 1-EndpointSet-1 - Flow Group 0001	1675	1730	1712

RFC2544 - Throughput/Latency - Iteration Statistics - Part 1 of 2

Trial / Framesize / Iteration	Tx Port	Rx Port	Flow Group	L2 Throughput				L1 Throughput		Throughput (frames)
				Tx Rate %	Rx Rate			Tx Rate Mbps	Rx Rate Mbps	
					%	FPS	Mbps			
Trial: 1 / FS: 64 / Iter: 1	Ethernet - 001	Ethernet - 002	Traffic Item 1-EndpointSet-1 - Flow Group 0001	10.00	10.00	1488095.2	761.91			Tx : 29761905 Rx : 29761905 Loss : 0 Loss% : 0.000
Trial: 1 / FS: 64 / Iter: 2	Ethernet - 001	Ethernet - 002	Traffic Item 1-EndpointSet-1 - Flow Group 0001	55.00	55.00	8184561.9	4190.50			Tx : 163690476 Rx : 163690476 Loss : 0 Loss% : 0.000
Trial: 1 / FS: 64 / Iter: 3	Ethernet - 001	Ethernet - 002	Traffic Item 1-EndpointSet-1 - Flow Group 0001	77.50	77.50	11532778.3	5904.78			Tx : 230654762 Rx : 230654762 Loss : 0 Loss% : 0.000
Trial: 1 / FS: 64 / Iter: 4	Ethernet - 001	Ethernet - 002	Traffic Item 1-EndpointSet-1 - Flow Group 0001	88.75	88.75	13206904.7	6761.94			Tx : 264136905 Rx : 264136905 Loss : 0 Loss% : 0.000
Trial: 1 / FS: 64 / Iter: 5	Ethernet - 001	Ethernet - 002	Traffic Item 1-EndpointSet-1 - Flow Group 0001	94.38	94.38	14044019.2	7190.54			Tx : 280877976 Rx : 280877976 Loss : 0 Loss% : 0.000
Trial: 1 / FS: 64 / Iter: 6	Ethernet - 001	Ethernet - 002	Traffic Item 1-EndpointSet-1 - Flow Group 0001	97.19	97.19	14462459.8	7404.78			Tx : 289248512 Rx : 289248512 Loss : 0 Loss% : 0.000
Trial: 1 / FS: 64 / Iter: 7	Ethernet - 001	Ethernet - 002	Traffic Item 1-EndpointSet-1 - Flow Group 0001	98.59	98.59	14671832.4	7511.98			Tx : 293433780 Rx : 293433780 Loss : 0 Loss% : 0.000
Trial: 1 / FS: 64 / Iter: 8	Ethernet - 001	Ethernet - 002	Traffic Item 1-EndpointSet-1 - Flow Group 0001	99.30	99.30	14776334.8	7565.48			Tx : 295526414 Rx : 295526414 Loss : 0 Loss% : 0.000
Trial: 1 / FS: 64 / Iter: 9	Ethernet - 001	Ethernet - 002	Traffic Item 1-EndpointSet-1 - Flow Group 0001	100.00	100.00	14880952.4	7619.05			Tx : 297619048 Rx : 297619048 Loss : 0 Loss% : 0.000
Trial: 1 / FS: 128 / Iter: 1	Ethernet - 001	Ethernet - 002	Traffic Item 1-EndpointSet-1 - Flow Group 0001	10.00	10.00	844594.6	864.87			Tx : 16891892 Rx : 16891892 Loss : 0 Loss% : 0.000
Trial: 1 / FS: 128 / Iter: 2	Ethernet - 001	Ethernet - 002	Traffic Item 1-EndpointSet-1 - Flow Group 0001	55.00	55.00	4645271.8	4756.76			Tx : 92905405 Rx : 92905405 Loss : 0 Loss% : 0.000
Trial: 1 / FS: 128 / Iter: 3	Ethernet - 001	Ethernet - 002	Traffic Item 1-EndpointSet-1 - Flow Group 0001	77.50	77.50	6545640.5	6702.74			Tx : 130912162 Rx : 130912162 Loss : 0 Loss% : 0.000
Trial: 1 / FS: 128 / Iter: 4	Ethernet - 001	Ethernet - 002	Traffic Item 1-EndpointSet-1 - Flow Group 0001	88.75	88.75	7495812.9	7675.71			Tx : 149915541 Rx : 149915541 Loss : 0 Loss% : 0.000

Trial: 1 / FS: 128 / Iter: 5	Ethernet - 001	Ethernet - 002	Traffic Item 1-EndpointSet-1 - Flow Group 0001	94.38	94.38	7970906.2	8162.21	Tx : Rx : Loss : Loss% :	159417230 159417230 0 0.000
Trial: 1 / FS: 128 / Iter: 6	Ethernet - 001	Ethernet - 002	Traffic Item 1-EndpointSet-1 - Flow Group 0001	97.19	97.19	8208443.2	8405.45	Tx : Rx : Loss : Loss% :	164168074 164168074 0 0.000
Trial: 1 / FS: 128 / Iter: 7	Ethernet - 001	Ethernet - 002	Traffic Item 1-EndpointSet-1 - Flow Group 0001	98.59	98.59	8327207.2	8527.06	Tx : Rx : Loss : Loss% :	166543497 166543497 0 0.000
Trial: 1 / FS: 128 / Iter: 8	Ethernet - 001	Ethernet - 002	Traffic Item 1-EndpointSet-1 - Flow Group 0001	99.30	99.30	8386568.4	8587.85	Tx : Rx : Loss : Loss% :	167731208 167731208 0 0.000
Trial: 1 / FS: 128 / Iter: 9	Ethernet - 001	Ethernet - 002	Traffic Item 1-EndpointSet-1 - Flow Group 0001	100.00	100.00	8445945.9	8648.65	Tx : Rx : Loss : Loss% :	168918919 168918919 0 0.000
Trial: 1 / FS: 256 / Iter: 1	Ethernet - 001	Ethernet - 002	Traffic Item 1-EndpointSet-1 - Flow Group 0001	10.00	10.00	452898.6	927.54	Tx : Rx : Loss : Loss% :	9057971 9057971 0 0.000
Trial: 1 / FS: 256 / Iter: 2	Ethernet - 001	Ethernet - 002	Traffic Item 1-EndpointSet-1 - Flow Group 0001	55.00	55.00	2490946.0	5101.46	Tx : Rx : Loss : Loss% :	49818841 49818841 0 0.000
Trial: 1 / FS: 256 / Iter: 3	Ethernet - 001	Ethernet - 002	Traffic Item 1-EndpointSet-1 - Flow Group 0001	77.50	77.50	3509965.0	7188.41	Tx : Rx : Loss : Loss% :	70199275 70199275 0 0.000
Trial: 1 / FS: 256 / Iter: 4	Ethernet - 001	Ethernet - 002	Traffic Item 1-EndpointSet-1 - Flow Group 0001	88.75	88.75	4019481.9	8231.90	Tx : Rx : Loss : Loss% :	80389493 80389493 0 0.000
Trial: 1 / FS: 256 / Iter: 5	Ethernet - 001	Ethernet - 002	Traffic Item 1-EndpointSet-1 - Flow Group 0001	94.38	94.38	4274232.1	8753.63	Tx : Rx : Loss : Loss% :	85484601 85484601 0 0.000
Trial: 1 / FS: 256 / Iter: 6	Ethernet - 001	Ethernet - 002	Traffic Item 1-EndpointSet-1 - Flow Group 0001	97.19	97.19	4401620.4	9014.52	Tx : Rx : Loss : Loss% :	88032156 88032156 0 0.000
Trial: 1 / FS: 256 / Iter: 7	Ethernet - 001	Ethernet - 002	Traffic Item 1-EndpointSet-1 - Flow Group 0001	98.59	98.59	4465298.0	9144.93	Tx : Rx : Loss : Loss% :	89305933 89305933 0 0.000
Trial: 1 / FS: 256 / Iter: 8	Ethernet - 001	Ethernet - 002	Traffic Item 1-EndpointSet-1 - Flow Group 0001	99.30	99.30	4497145.4	9210.15	Tx : Rx : Loss : Loss% :	89942822 89942822 0 0.000
Trial: 1 / FS: 256 / Iter: 9	Ethernet - 001	Ethernet - 002	Traffic Item 1-EndpointSet-1 - Flow Group 0001	100.00	100.00	4528985.5	9275.36	Tx : Rx : Loss : Loss% :	90579710 90579710 0 0.000
Trial: 1 / FS: 512 / Iter: 1	Ethernet - 001	Ethernet - 002	Traffic Item 1-EndpointSet-1 - Flow Group 0001	10.00	10.00	234962.4	962.41	Tx : Rx : Loss : Loss% :	4699248 4699248 0 0.000

Trial: 1 / FS: 512 / Iter: 2	Ethernet - 001	Ethernet - 002	Traffic Item 1-EndpointSet-1 - Flow Group 0001	55.00	55.00	1292293.6	5293.24	Tx : Rx : Loss : Loss% :	25845865 25845865 0 0.000
Trial: 1 / FS: 512 / Iter: 3	Ethernet - 001	Ethernet - 002	Traffic Item 1-EndpointSet-1 - Flow Group 0001	77.50	77.50	1820959.8	7458.65	Tx : Rx : Loss : Loss% :	36419173 36419173 0 0.000
Trial: 1 / FS: 512 / Iter: 4	Ethernet - 001	Ethernet - 002	Traffic Item 1-EndpointSet-1 - Flow Group 0001	88.75	88.75	2085291.7	8541.36	Tx : Rx : Loss : Loss% :	41705827 41705827 0 0.000
Trial: 1 / FS: 512 / Iter: 5	Ethernet - 001	Ethernet - 002	Traffic Item 1-EndpointSet-1 - Flow Group 0001	94.38	94.38	2217460.1	9082.72	Tx : Rx : Loss : Loss% :	44349154 44349154 0 0.000
Trial: 1 / FS: 512 / Iter: 6	Ethernet - 001	Ethernet - 002	Traffic Item 1-EndpointSet-1 - Flow Group 0001	97.19	97.19	2283540.8	9353.38	Tx : Rx : Loss : Loss% :	45670818 45670818 0 0.000
Trial: 1 / FS: 512 / Iter: 7	Ethernet - 001	Ethernet - 002	Traffic Item 1-EndpointSet-1 - Flow Group 0001	98.59	98.59	2316582.8	9488.72	Tx : Rx : Loss : Loss% :	46331649 46331649 0 0.000
Trial: 1 / FS: 512 / Iter: 8	Ethernet - 001	Ethernet - 002	Traffic Item 1-EndpointSet-1 - Flow Group 0001	99.30	99.30	2333105.5	9556.40	Tx : Rx : Loss : Loss% :	46662065 46662065 0 0.000
Trial: 1 / FS: 512 / Iter: 9	Ethernet - 001	Ethernet - 002	Traffic Item 1-EndpointSet-1 - Flow Group 0001	100.00	100.00	2349624.1	9624.06	Tx : Rx : Loss : Loss% :	46992481 46992481 0 0.000
Trial: 1 / FS: 1024 / Iter: 1	Ethernet - 001	Ethernet - 002	Traffic Item 1-EndpointSet-1 - Flow Group 0001	10.00	10.00	119731.8	980.84	Tx : Rx : Loss : Loss% :	2394636 2394636 0 0.000
Trial: 1 / FS: 1024 / Iter: 2	Ethernet - 001	Ethernet - 002	Traffic Item 1-EndpointSet-1 - Flow Group 0001	55.00	55.00	658525.0	5394.64	Tx : Rx : Loss : Loss% :	13170498 13170498 0 0.000
Trial: 1 / FS: 1024 / Iter: 3	Ethernet - 001	Ethernet - 002	Traffic Item 1-EndpointSet-1 - Flow Group 0001	77.50	77.50	927921.5	7601.53	Tx : Rx : Loss : Loss% :	18558429 18558429 0 0.000
Trial: 1 / FS: 1024 / Iter: 4	Ethernet - 001	Ethernet - 002	Traffic Item 1-EndpointSet-1 - Flow Group 0001	88.75	88.75	1062619.9	8704.98	Tx : Rx : Loss : Loss% :	21252395 21252395 0 0.000
Trial: 1 / FS: 1024 / Iter: 5	Ethernet - 001	Ethernet - 002	Traffic Item 1-EndpointSet-1 - Flow Group 0001	94.38	94.38	1129969.4	9256.71	Tx : Rx : Loss : Loss% :	22599377 22599377 0 0.000
Trial: 1 / FS: 1024 / Iter: 6	Ethernet - 001	Ethernet - 002	Traffic Item 1-EndpointSet-1 - Flow Group 0001	97.19	97.19	1163643.8	9532.57	Tx : Rx : Loss : Loss% :	23272869 23272869 0 0.000
Trial: 1 / FS: 1024 / Iter: 7	Ethernet - 001	Ethernet - 002	Traffic Item 1-EndpointSet-1 - Flow Group 0001	98.59	98.59	1180480.8	9670.50	Tx : Rx : Loss : Loss% :	23609614 23609614 0 0.000

Trial: 1 / FS: 1024 / Iter: 8	Ethernet - 001	Ethernet - 002	Traffic Item 1-EndpointSet-1 - Flow Group 0001	99.30	99.30	1188899.4	9739.46	Tx : Rx : Loss : Loss% :	23777987 23777987 0 0.000
Trial: 1 / FS: 1024 / Iter: 9	Ethernet - 001	Ethernet - 002	Traffic Item 1-EndpointSet-1 - Flow Group 0001	100.00	100.00	1197318.0	9808.43	Tx : Rx : Loss : Loss% :	23946360 23946360 0 0.000
Trial: 1 / FS: 1280 / Iter: 1	Ethernet - 001	Ethernet - 002	Traffic Item 1-EndpointSet-1 - Flow Group 0001	10.00	10.00	96153.8	984.62	Tx : Rx : Loss : Loss% :	1923077 1923077 0 0.000
Trial: 1 / FS: 1280 / Iter: 2	Ethernet - 001	Ethernet - 002	Traffic Item 1-EndpointSet-1 - Flow Group 0001	55.00	55.00	528846.3	5415.39	Tx : Rx : Loss : Loss% :	10576923 10576923 0 0.000
Trial: 1 / FS: 1280 / Iter: 3	Ethernet - 001	Ethernet - 002	Traffic Item 1-EndpointSet-1 - Flow Group 0001	77.50	77.50	745192.5	7630.77	Tx : Rx : Loss : Loss% :	14903846 14903846 0 0.000
Trial: 1 / FS: 1280 / Iter: 4	Ethernet - 001	Ethernet - 002	Traffic Item 1-EndpointSet-1 - Flow Group 0001	88.75	88.75	853365.8	8738.47	Tx : Rx : Loss : Loss% :	17067308 17067308 0 0.000
Trial: 1 / FS: 1280 / Iter: 5	Ethernet - 001	Ethernet - 002	Traffic Item 1-EndpointSet-1 - Flow Group 0001	94.38	94.38	907452.0	9292.31	Tx : Rx : Loss : Loss% :	18149038 18149038 0 0.000
Trial: 1 / FS: 1280 / Iter: 6	Ethernet - 001	Ethernet - 002	Traffic Item 1-EndpointSet-1 - Flow Group 0001	97.19	97.19	934495.5	9569.23	Tx : Rx : Loss : Loss% :	18689904 18689904 0 0.000
Trial: 1 / FS: 1280 / Iter: 7	Ethernet - 001	Ethernet - 002	Traffic Item 1-EndpointSet-1 - Flow Group 0001	98.59	98.59	948016.8	9707.69	Tx : Rx : Loss : Loss% :	18960337 18960337 0 0.000
Trial: 1 / FS: 1280 / Iter: 8	Ethernet - 001	Ethernet - 002	Traffic Item 1-EndpointSet-1 - Flow Group 0001	99.30	99.30	954777.8	9776.93	Tx : Rx : Loss : Loss% :	19095553 19095553 0 0.000
Trial: 1 / FS: 1280 / Iter: 9	Ethernet - 001	Ethernet - 002	Traffic Item 1-EndpointSet-1 - Flow Group 0001	100.00	100.00	961538.5	9846.15	Tx : Rx : Loss : Loss% :	19230769 19230769 0 0.000
Trial: 1 / FS: 1518 / Iter: 1	Ethernet - 001	Ethernet - 002	Traffic Item 1-EndpointSet-1 - Flow Group 0001	10.00	10.00	81274.4	987.00	Tx : Rx : Loss : Loss% :	1625488 1625488 0 0.000
Trial: 1 / FS: 1518 / Iter: 2	Ethernet - 001	Ethernet - 002	Traffic Item 1-EndpointSet-1 - Flow Group 0001	55.00	55.00	447009.2	5428.48	Tx : Rx : Loss : Loss% :	8940182 8940182 0 0.000
Trial: 1 / FS: 1518 / Iter: 3	Ethernet - 001	Ethernet - 002	Traffic Item 1-EndpointSet-1 - Flow Group 0001	77.50	77.50	629876.6	7649.22	Tx : Rx : Loss : Loss% :	12597529 12597529 0 0.000
Trial: 1 / FS: 1518 / Iter: 4	Ethernet - 001	Ethernet - 002	Traffic Item 1-EndpointSet-1 - Flow Group 0001	88.75	88.75	721310.4	8759.59	Tx : Rx : Loss : Loss% :	14426203 14426203 0 0.000

Trial: 1 / FS: 1518 / Iter: 5	Ethernet - 001	Ethernet - 002	Traffic Item 1-EndpointSet-1 - Flow Group 0001	94.38	94.38	767027.4	9314.78	Tx : 15340540
								Rx : 15340540
								Loss : 0
								Loss% : 0.000
Trial: 1 / FS: 1518 / Iter: 6	Ethernet - 001	Ethernet - 002	Traffic Item 1-EndpointSet-1 - Flow Group 0001	97.19	97.19	789885.5	9592.37	Tx : 15797708
								Rx : 15797708
								Loss : 0
								Loss% : 0.000
Trial: 1 / FS: 1518 / Iter: 7	Ethernet - 001	Ethernet - 002	Traffic Item 1-EndpointSet-1 - Flow Group 0001	98.59	98.59	801314.7	9731.17	Tx : 16026292
								Rx : 16026292
								Loss : 0
								Loss% : 0.000
Trial: 1 / FS: 1518 / Iter: 8	Ethernet - 001	Ethernet - 002	Traffic Item 1-EndpointSet-1 - Flow Group 0001	99.30	99.30	807029.2	9800.56	Tx : 16140584
								Rx : 16140584
								Loss : 0
								Loss% : 0.000
Trial: 1 / FS: 1518 / Iter: 9	Ethernet - 001	Ethernet - 002	Traffic Item 1-EndpointSet-1 - Flow Group 0001	100.00	100.00	812743.8	9869.96	Tx : 16254876
								Rx : 16254876
								Loss : 0
								Loss% : 0.000

RFC2544 - Throughput/Latency - Iteration Statistics - Part 2 of 2

Trial / Framesize / Iteration	Tx Port	Rx Port	Flow Group	Min Latency (ns)	Max Latency (ns)	Avg Latency (ns)
Trial: 1 / FS: 64 / Iter: 1	Ethernet - 001	Ethernet - 002	Traffic Item 1-EndpointSet-1 - Flow Group 0001	977	1162	994.00
Trial: 1 / FS: 64 / Iter: 2	Ethernet - 001	Ethernet - 002	Traffic Item 1-EndpointSet-1 - Flow Group 0001	975	1165	995.00
Trial: 1 / FS: 64 / Iter: 3	Ethernet - 001	Ethernet - 002	Traffic Item 1-EndpointSet-1 - Flow Group 0001	975	1177	995.00
Trial: 1 / FS: 64 / Iter: 4	Ethernet - 001	Ethernet - 002	Traffic Item 1-EndpointSet-1 - Flow Group 0001	975	1192	996.00
Trial: 1 / FS: 64 / Iter: 5	Ethernet - 001	Ethernet - 002	Traffic Item 1-EndpointSet-1 - Flow Group 0001	977	1210	998.00
Trial: 1 / FS: 64 / Iter: 6	Ethernet - 001	Ethernet - 002	Traffic Item 1-EndpointSet-1 - Flow Group 0001	982	1025	999.00
Trial: 1 / FS: 64 / Iter: 7	Ethernet - 001	Ethernet - 002	Traffic Item 1-EndpointSet-1 - Flow Group 0001	985	1025	1000.00
Trial: 1 / FS: 64 / Iter: 8	Ethernet - 001	Ethernet - 002	Traffic Item 1-EndpointSet-1 - Flow Group 0001	985	1025	1001.00
Trial: 1 / FS: 64 / Iter: 9	Ethernet - 001	Ethernet - 002	Traffic Item 1-EndpointSet-1 - Flow Group 0001	992	1230	1007.00
Trial: 1 / FS: 128 / Iter: 1	Ethernet - 001	Ethernet - 002	Traffic Item 1-EndpointSet-1 - Flow Group 0001	1010	1065	1039.00
Trial: 1 / FS: 128 / Iter: 2	Ethernet - 001	Ethernet - 002	Traffic Item 1-EndpointSet-1 - Flow Group 0001	1012	1145	1041.00
Trial: 1 / FS: 128 / Iter: 3	Ethernet - 001	Ethernet - 002	Traffic Item 1-EndpointSet-1 - Flow Group 0001	1012	1217	1041.00
Trial: 1 / FS: 128 / Iter: 4	Ethernet - 001	Ethernet - 002	Traffic Item 1-EndpointSet-1 - Flow Group 0001	1015	1257	1042.00
Trial: 1 / FS: 128 / Iter: 5	Ethernet - 001	Ethernet - 002	Traffic Item 1-EndpointSet-1 - Flow Group 0001	1022	1250	1044.00
Trial: 1 / FS: 128 / Iter: 6	Ethernet - 001	Ethernet - 002	Traffic Item 1-EndpointSet-1 - Flow Group 0001	1022	1070	1046.00
Trial: 1 / FS: 128 / Iter: 7	Ethernet - 001	Ethernet - 002	Traffic Item 1-EndpointSet-1 - Flow Group 0001	1027	1070	1048.00
Trial: 1 / FS: 128 / Iter: 8	Ethernet - 001	Ethernet - 002	Traffic Item 1-EndpointSet-1 - Flow Group 0001	1032	1070	1050.00
Trial: 1 / FS: 128 / Iter: 9	Ethernet - 001	Ethernet - 002	Traffic Item 1-EndpointSet-1 - Flow Group 0001	1032	1280	1054.00
Trial: 1 / FS: 256 / Iter: 1	Ethernet - 001	Ethernet - 002	Traffic Item 1-EndpointSet-1 - Flow Group 0001	1085	1130	1109.00

Trial: 1 / FS: 256 / Iter: 2	Ethernet - 001	Ethernet - 002	Traffic Item 1-EndpointSet-1 - Flow Group 0001	1077	1162	1109.00
Trial: 1 / FS: 256 / Iter: 3	Ethernet - 001	Ethernet - 002	Traffic Item 1-EndpointSet-1 - Flow Group 0001	1077	1312	1109.00
Trial: 1 / FS: 256 / Iter: 4	Ethernet - 001	Ethernet - 002	Traffic Item 1-EndpointSet-1 - Flow Group 0001	1077	1302	1109.00
Trial: 1 / FS: 256 / Iter: 5	Ethernet - 001	Ethernet - 002	Traffic Item 1-EndpointSet-1 - Flow Group 0001	1080	1320	1110.00
Trial: 1 / FS: 256 / Iter: 6	Ethernet - 001	Ethernet - 002	Traffic Item 1-EndpointSet-1 - Flow Group 0001	1087	1135	1112.00
Trial: 1 / FS: 256 / Iter: 7	Ethernet - 001	Ethernet - 002	Traffic Item 1-EndpointSet-1 - Flow Group 0001	1095	1135	1114.00
Trial: 1 / FS: 256 / Iter: 8	Ethernet - 001	Ethernet - 002	Traffic Item 1-EndpointSet-1 - Flow Group 0001	1095	1137	1115.00
Trial: 1 / FS: 256 / Iter: 9	Ethernet - 001	Ethernet - 002	Traffic Item 1-EndpointSet-1 - Flow Group 0001	1097	1340	1114.00
Trial: 1 / FS: 512 / Iter: 1	Ethernet - 001	Ethernet - 002	Traffic Item 1-EndpointSet-1 - Flow Group 0001	1085	1142	1112.00
Trial: 1 / FS: 512 / Iter: 2	Ethernet - 001	Ethernet - 002	Traffic Item 1-EndpointSet-1 - Flow Group 0001	1085	1207	1112.00
Trial: 1 / FS: 512 / Iter: 3	Ethernet - 001	Ethernet - 002	Traffic Item 1-EndpointSet-1 - Flow Group 0001	1085	1230	1112.00
Trial: 1 / FS: 512 / Iter: 4	Ethernet - 001	Ethernet - 002	Traffic Item 1-EndpointSet-1 - Flow Group 0001	1085	1272	1112.00
Trial: 1 / FS: 512 / Iter: 5	Ethernet - 001	Ethernet - 002	Traffic Item 1-EndpointSet-1 - Flow Group 0001	1085	1305	1110.00
Trial: 1 / FS: 512 / Iter: 6	Ethernet - 001	Ethernet - 002	Traffic Item 1-EndpointSet-1 - Flow Group 0001	1090	1142	1114.00
Trial: 1 / FS: 512 / Iter: 7	Ethernet - 001	Ethernet - 002	Traffic Item 1-EndpointSet-1 - Flow Group 0001	1092	1142	1116.00
Trial: 1 / FS: 512 / Iter: 8	Ethernet - 001	Ethernet - 002	Traffic Item 1-EndpointSet-1 - Flow Group 0001	1097	1142	1119.00
Trial: 1 / FS: 512 / Iter: 9	Ethernet - 001	Ethernet - 002	Traffic Item 1-EndpointSet-1 - Flow Group 0001	1112	1145	1128.00
Trial: 1 / FS: 1024 / Iter: 1	Ethernet - 001	Ethernet - 002	Traffic Item 1-EndpointSet-1 - Flow Group 0001	1285	1327	1306.00
Trial: 1 / FS: 1024 / Iter: 2	Ethernet - 001	Ethernet - 002	Traffic Item 1-EndpointSet-1 - Flow Group 0001	1277	1327	1302.00
Trial: 1 / FS: 1024 / Iter: 3	Ethernet - 001	Ethernet - 002	Traffic Item 1-EndpointSet-1 - Flow Group 0001	1277	1327	1302.00
Trial: 1 / FS: 1024 / Iter: 4	Ethernet - 001	Ethernet - 002	Traffic Item 1-EndpointSet-1 - Flow Group 0001	1277	1420	1302.00

Trial: 1 / FS: 1024 / Iter: 5	Ethernet - 001	Ethernet - 002	Traffic Item 1-EndpointSet-1 - Flow Group 0001	1277	1462	1302.00
Trial: 1 / FS: 1024 / Iter: 6	Ethernet - 001	Ethernet - 002	Traffic Item 1-EndpointSet-1 - Flow Group 0001	1277	1490	1302.00
Trial: 1 / FS: 1024 / Iter: 7	Ethernet - 001	Ethernet - 002	Traffic Item 1-EndpointSet-1 - Flow Group 0001	1277	1327	1303.00
Trial: 1 / FS: 1024 / Iter: 8	Ethernet - 001	Ethernet - 002	Traffic Item 1-EndpointSet-1 - Flow Group 0001	1277	1327	1305.00
Trial: 1 / FS: 1024 / Iter: 9	Ethernet - 001	Ethernet - 002	Traffic Item 1-EndpointSet-1 - Flow Group 0001	1290	1325	1313.00
Trial: 1 / FS: 1280 / Iter: 1	Ethernet - 001	Ethernet - 002	Traffic Item 1-EndpointSet-1 - Flow Group 0001	1477	1535	1506.00
Trial: 1 / FS: 1280 / Iter: 2	Ethernet - 001	Ethernet - 002	Traffic Item 1-EndpointSet-1 - Flow Group 0001	1475	1540	1507.00
Trial: 1 / FS: 1280 / Iter: 3	Ethernet - 001	Ethernet - 002	Traffic Item 1-EndpointSet-1 - Flow Group 0001	1475	1540	1507.00
Trial: 1 / FS: 1280 / Iter: 4	Ethernet - 001	Ethernet - 002	Traffic Item 1-EndpointSet-1 - Flow Group 0001	1475	1597	1507.00
Trial: 1 / FS: 1280 / Iter: 5	Ethernet - 001	Ethernet - 002	Traffic Item 1-EndpointSet-1 - Flow Group 0001	1475	1665	1507.00
Trial: 1 / FS: 1280 / Iter: 6	Ethernet - 001	Ethernet - 002	Traffic Item 1-EndpointSet-1 - Flow Group 0001	1475	1692	1507.00
Trial: 1 / FS: 1280 / Iter: 7	Ethernet - 001	Ethernet - 002	Traffic Item 1-EndpointSet-1 - Flow Group 0001	1475	1540	1507.00
Trial: 1 / FS: 1280 / Iter: 8	Ethernet - 001	Ethernet - 002	Traffic Item 1-EndpointSet-1 - Flow Group 0001	1482	1540	1509.00
Trial: 1 / FS: 1280 / Iter: 9	Ethernet - 001	Ethernet - 002	Traffic Item 1-EndpointSet-1 - Flow Group 0001	1500	1537	1518.00
Trial: 1 / FS: 1518 / Iter: 1	Ethernet - 001	Ethernet - 002	Traffic Item 1-EndpointSet-1 - Flow Group 0001	1662	1725	1694.00
Trial: 1 / FS: 1518 / Iter: 2	Ethernet - 001	Ethernet - 002	Traffic Item 1-EndpointSet-1 - Flow Group 0001	1662	1725	1694.00
Trial: 1 / FS: 1518 / Iter: 3	Ethernet - 001	Ethernet - 002	Traffic Item 1-EndpointSet-1 - Flow Group 0001	1662	1725	1694.00
Trial: 1 / FS: 1518 / Iter: 4	Ethernet - 001	Ethernet - 002	Traffic Item 1-EndpointSet-1 - Flow Group 0001	1660	1757	1694.00
Trial: 1 / FS: 1518 / Iter: 5	Ethernet - 001	Ethernet - 002	Traffic Item 1-EndpointSet-1 - Flow Group 0001	1662	1845	1694.00
Trial: 1 / FS: 1518 / Iter: 6	Ethernet - 001	Ethernet - 002	Traffic Item 1-EndpointSet-1 - Flow Group 0001	1662	1887	1694.00
Trial: 1 / FS: 1518 / Iter: 7	Ethernet - 001	Ethernet - 002	Traffic Item 1-EndpointSet-1 - Flow Group 0001	1662	1725	1694.00

Trial: 1 / FS: 1518 / Iter: 8	Ethernet - 001	Ethernet - 002	Traffic Item 1-EndpointSet-1 - Flow Group 0001	1670	1725	1696.00
Trial: 1 / FS: 1518 / Iter: 9	Ethernet - 001	Ethernet - 002	Traffic Item 1-EndpointSet-1 - Flow Group 0001	1675	1730	1712.00

Theoretical maximum Frame Rates (frames/second) for different frame sizes (bytes)

Speed	64	128	256	512	1024	1280	1518
10 Mbps	14881	8446	4529	2350	1198	962	813
100 Mbps	148810	84460	45290	23497	11973	9616	8128
1000 Mbps	1488096	844595	452899	234963	119732	96154	81275
10 Gbps	14880952	8445946	4528986	2349625	1197318	961539	812744
25 Gbps	37202380	21114864	11322463	5874060	2993295	2403846	2031859
40 Gbps	59523809	33783783	18115942	9398496	4789272	3846153	3250975
100 Gbps	148809523	84459459	45289855	23496240	11973180	9615384	8127438
155 Mbps (Oc - 3)	288000	145116	72840	36491	18263	14614	12324
622 Mbps (Oc - 12)	1152000	580465	291362	145965	73054	58454	49296
2488 Mbps (Oc - 48)	4608000	2321860	1165447	583860	292215	233817	197182
9952 Mbps (Oc - 192)	18432000	9287442	4661790	2335439	1168859	935270	788730