



IxNetwork Report

Test: RFC2544 - Throughput/Latency

Test Date: 01/09/2021 11:01:58

www.ixiacom.com
www.ixiacom.com/support

Table of Contents

1.	Cover	1
2.	Info	3
3.	Port Map	4
4.	Aggregate Graphs	5
5.	IterationCharts	13
6.	Aggregated Results	19
7.	Aggregated Results Per Iteration	20
8.	Per Flow Results	25
9.	Iteration Data	27
10.	Theoretical Max Rates	36

RFC2544 - Throughput/Latency - Info**Test Information****Product Information**

Product Label :	S3910-24TF
Product Version :	S3910_FSOS 11.4(1)B74S2
Serial Number :	1234942570029
Comments :	

Test Settings

Date Executed :	01/09/2021
Time Executed :	11:01:58
User Name :	FS.COM
Number of Trials Executed :	1
Stream Duration (sec) :	20

Output Parameters

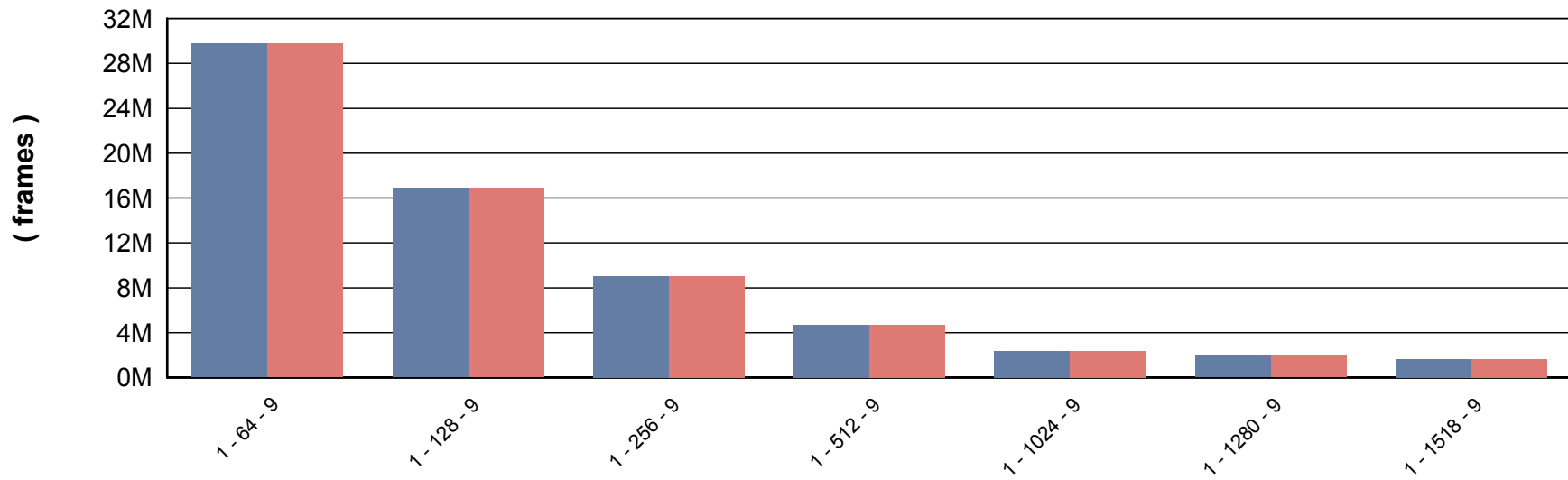
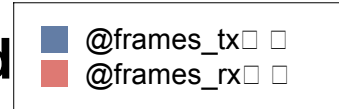
Number of Trials Passed :	N/A
Test Duration :	00:35:18

RFC2544 - Throughput/Latency - Port Map Information

Port Map :	Tx Port	Tx Speed (Mbps)	Rx Port	Rx Speed (Mbps)
	10.32.133.101:3:13	1000	10.32.133.101:3:14	1000

RFC2544 - Throughput/Latency - Aggregated Graph

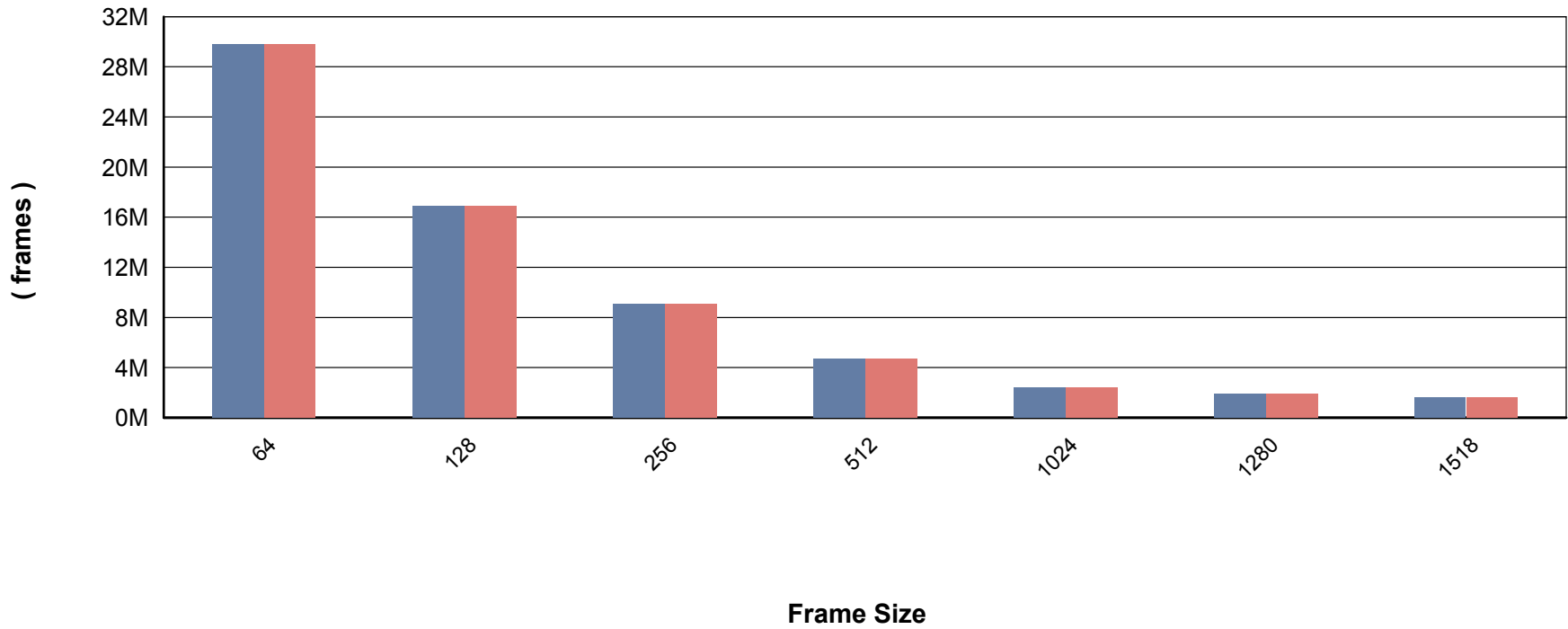
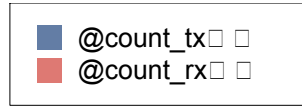
Total Frames Transmitted and Received



Trial - Framesize - Iteration

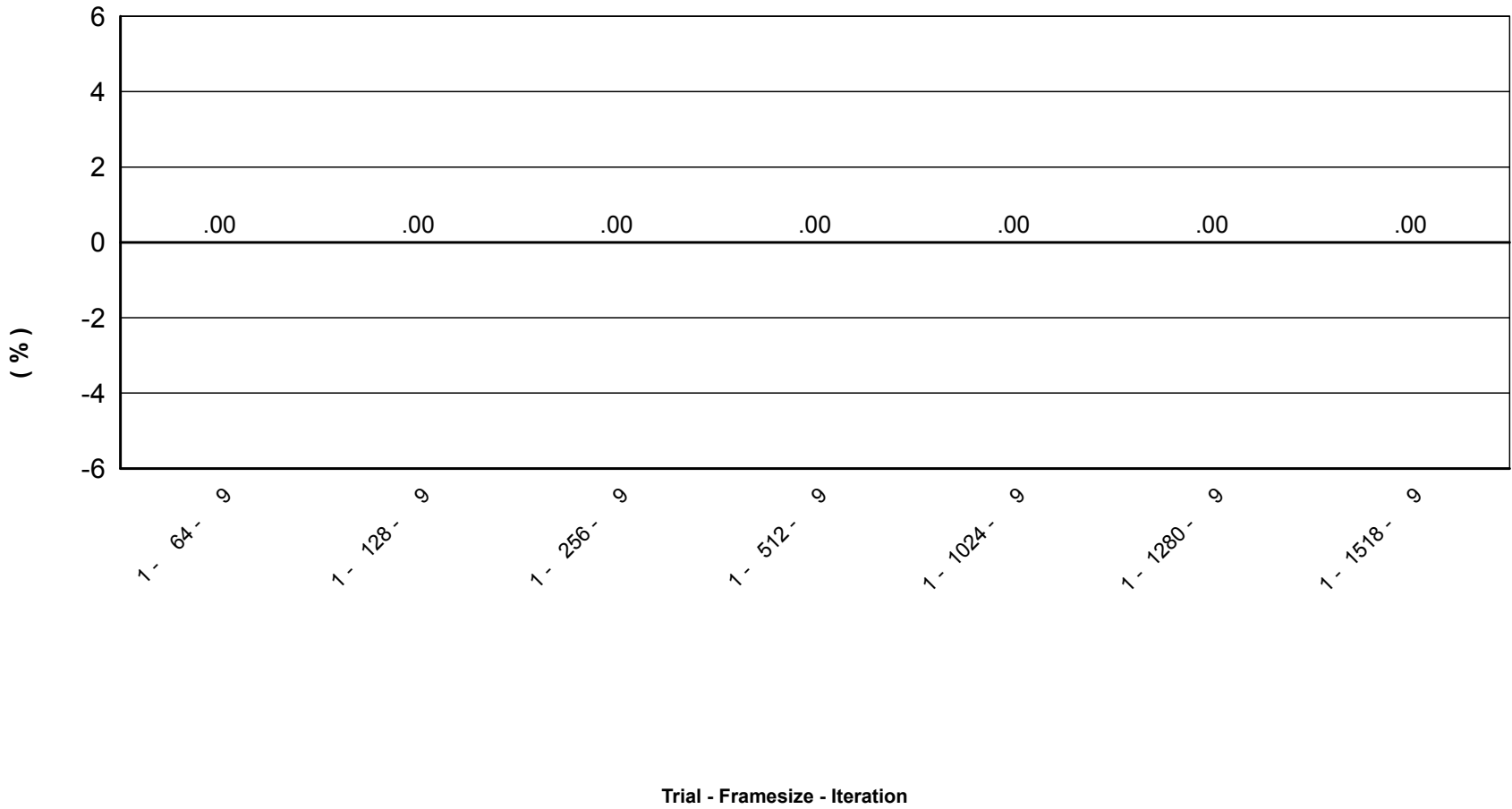
RFC2544 - Throughput/Latency - Aggregated Graph

Tx / Rx Frames per Frame Size



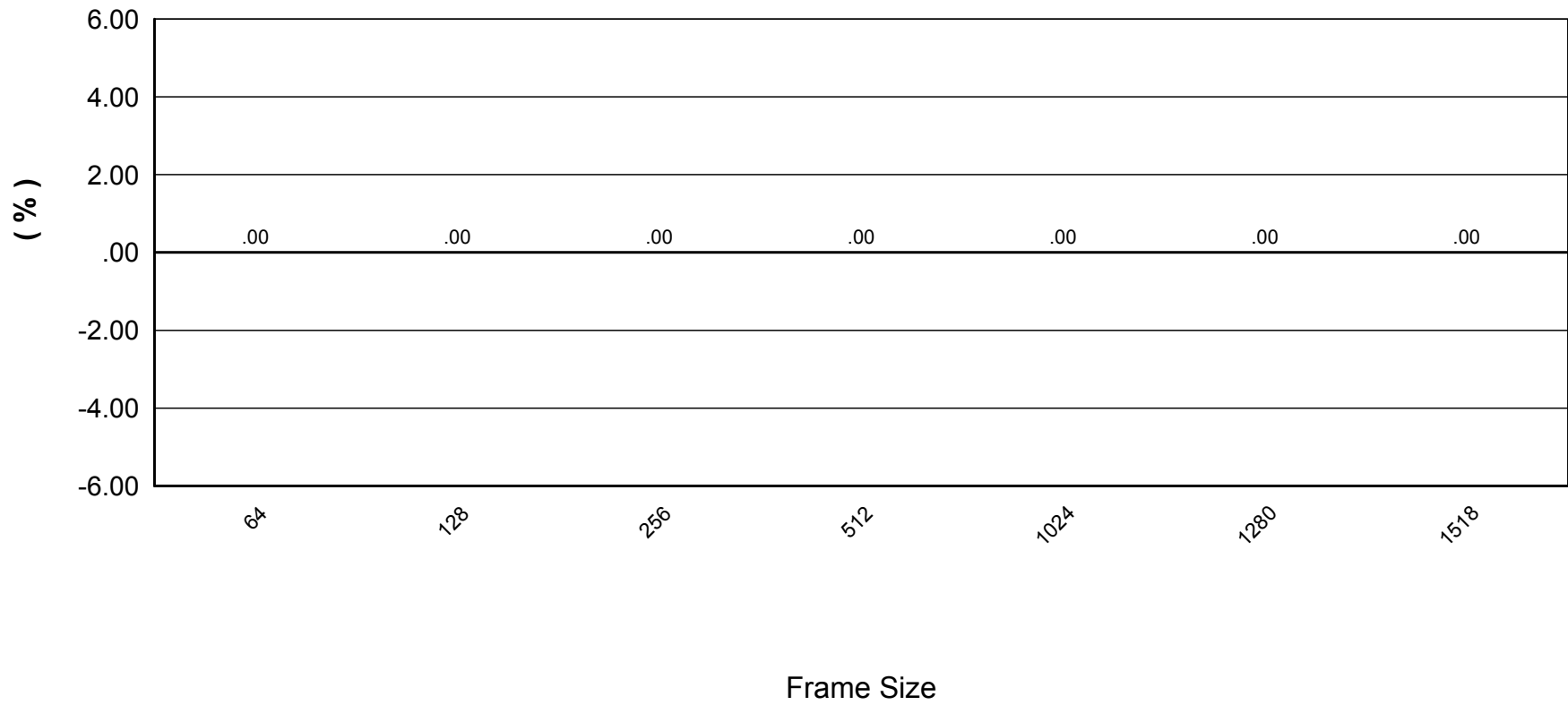
RFC2544 - Throughput/Latency - Aggregated Graph

Aggregated Frame Loss



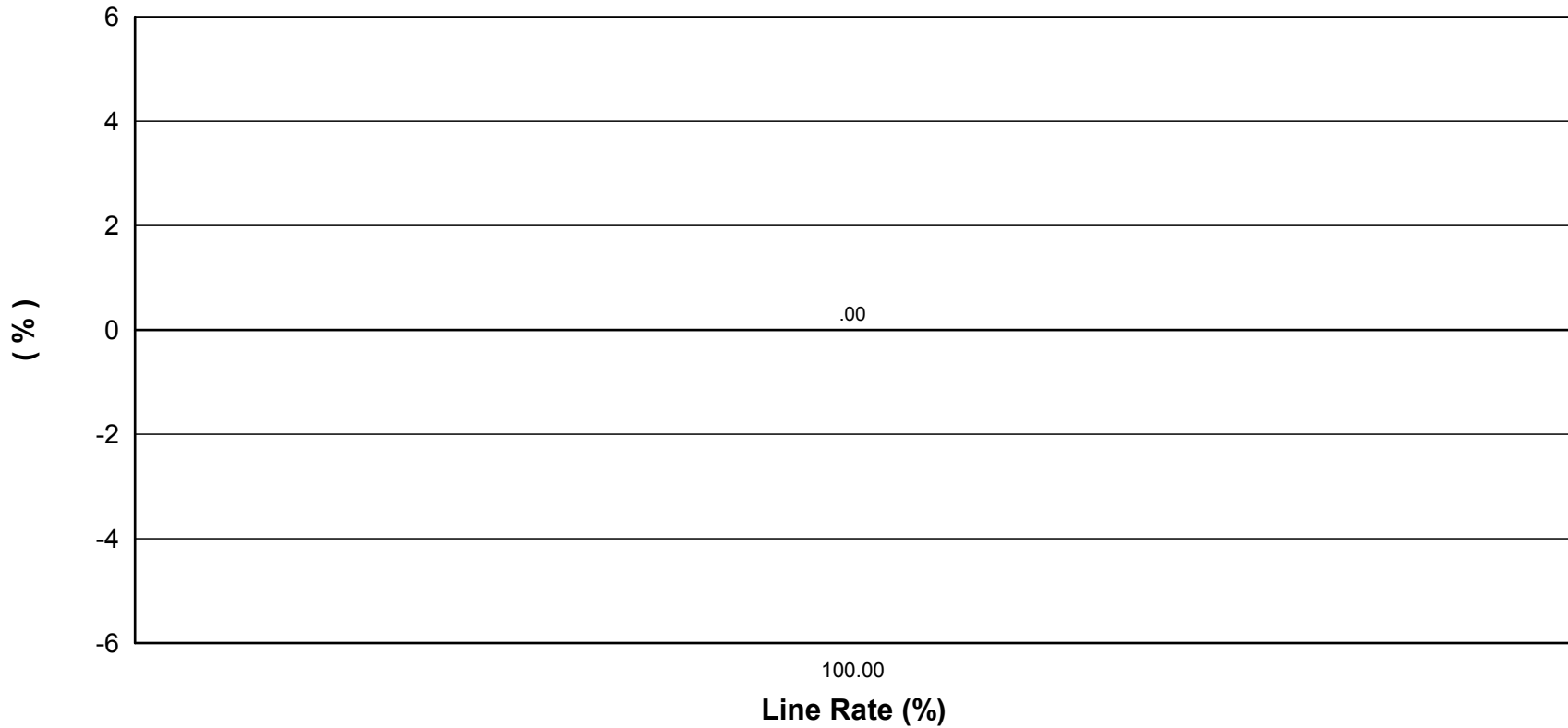
RFC2544 - Throughput/Latency - Aggregated Graph

Aggregated Frame Loss per Frame Size




RFC2544 - Throughput/Latency - Aggregated Graph

Aggregated Frame Loss per Line Rate



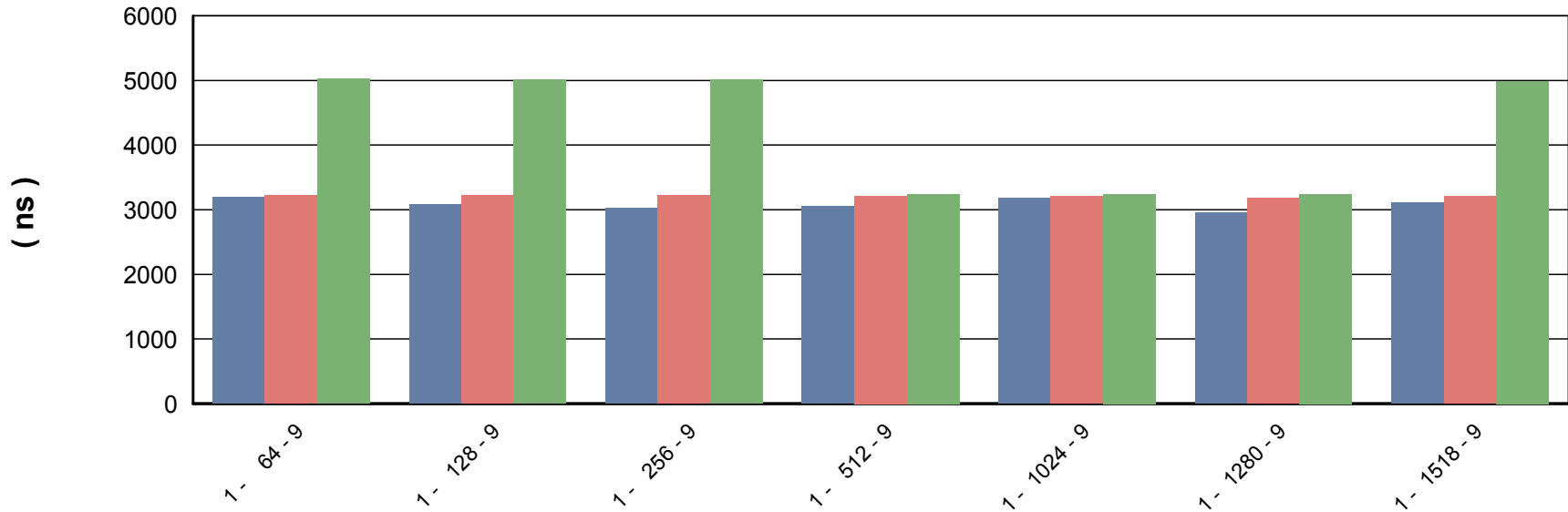
RFC2544 - Throughput/Latency - Per Flow Graph

Average Frame Loss per Flow



RFC2544 - Throughput/Latency - Aggregated Graph

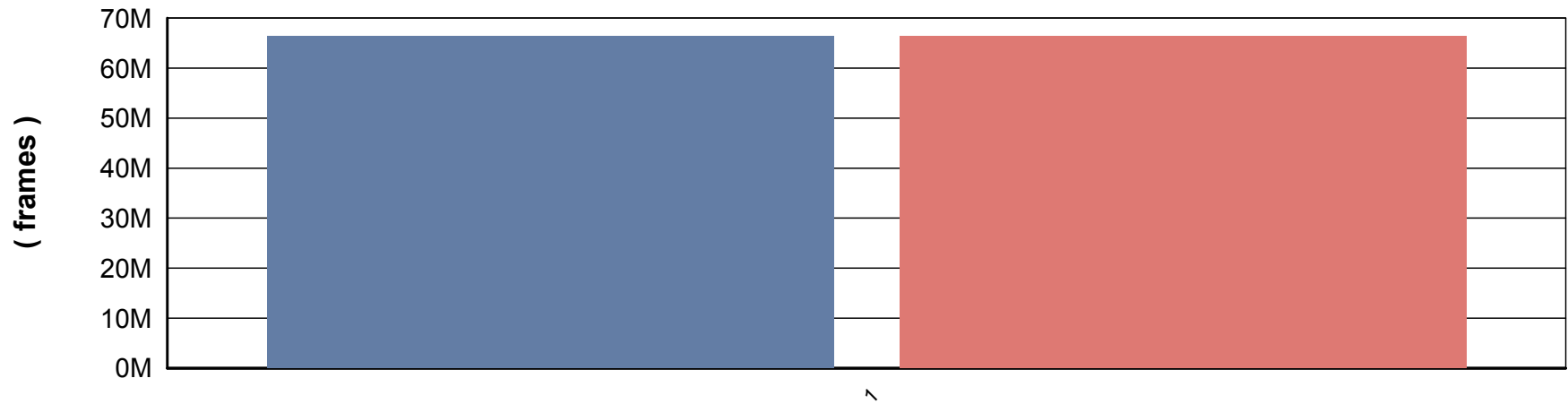
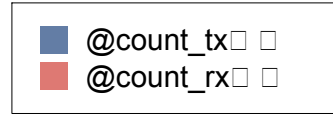
Aggregated Latency



Trial - Framesize - Iteration

RFC2544 - Throughput/Latency - Per Flow Graph

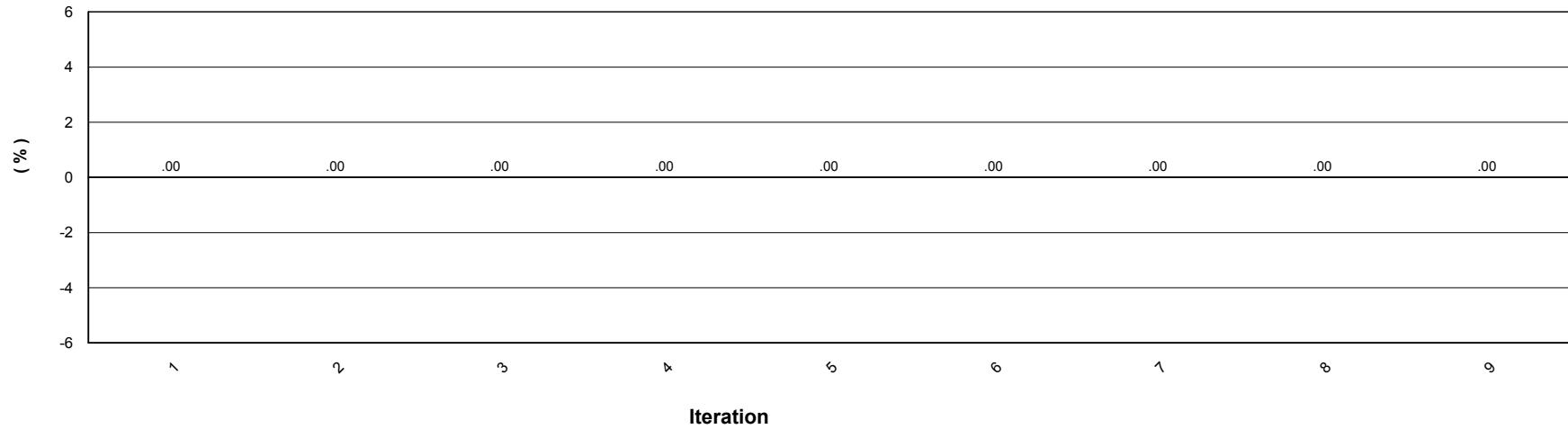
Tx / Rx Frame Count



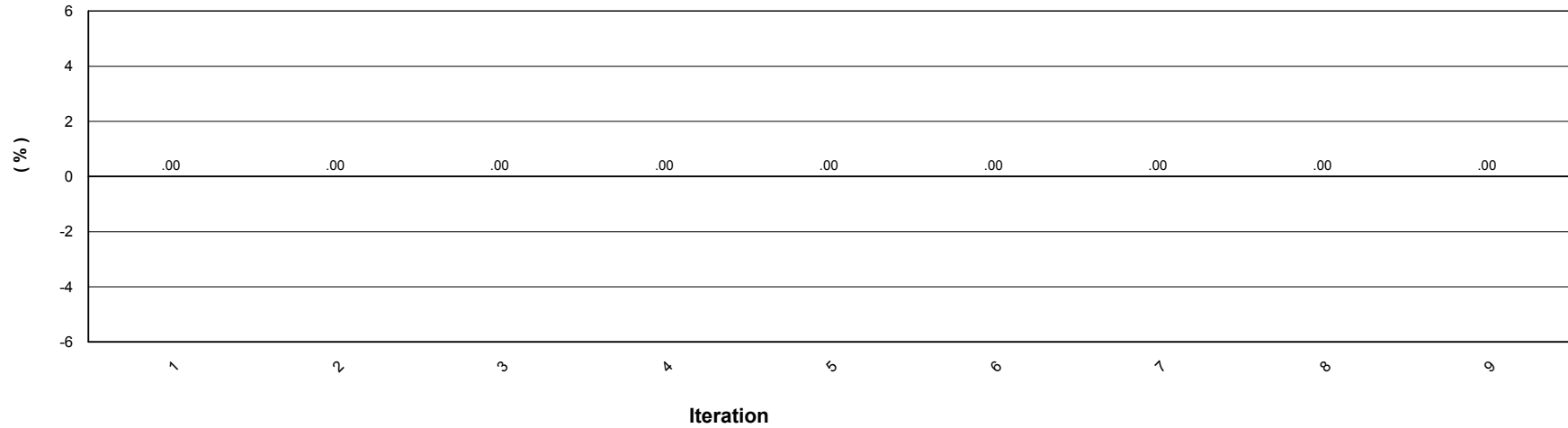
Trial

RFC2544 - Throughput/Latency - Iteration Graph

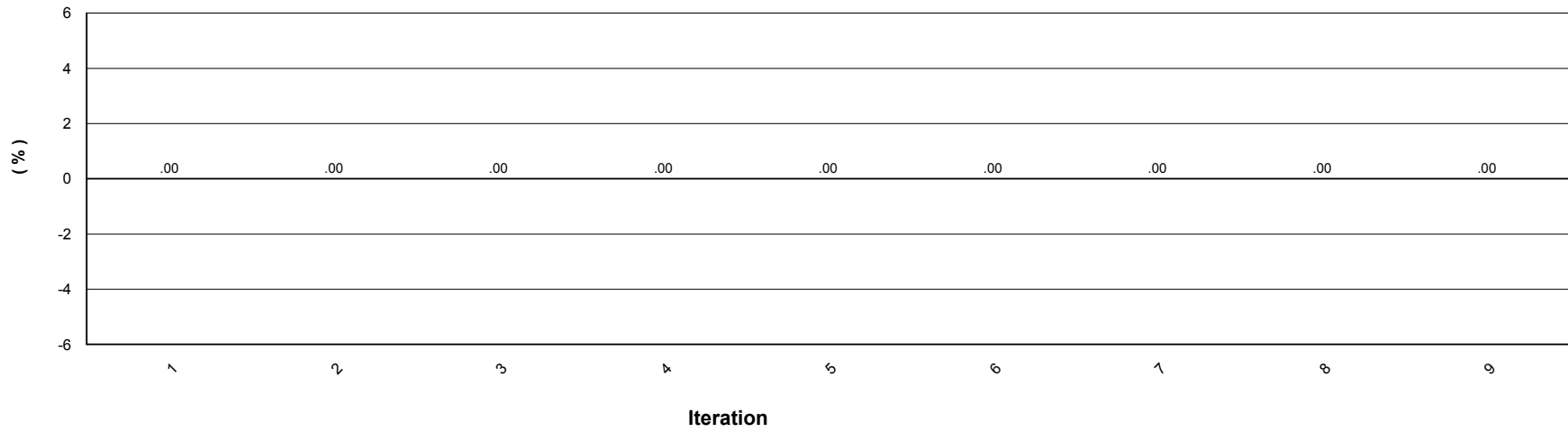
Aggregated Frame Loss for Trial 1 and Framesize 64



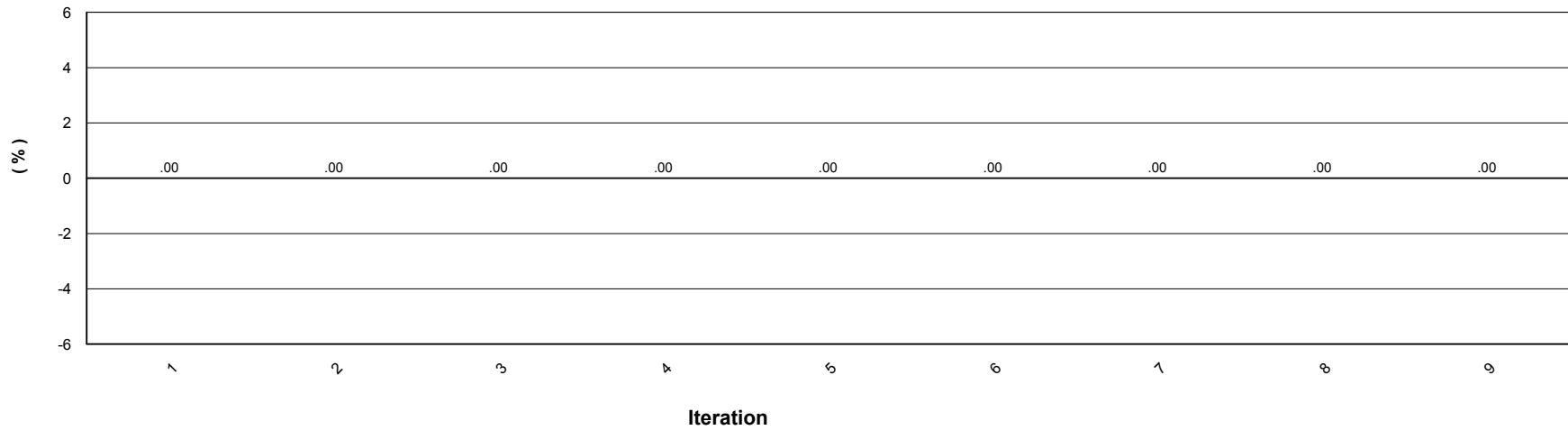
Aggregated Frame Loss for Trial 1 and Framesize 128



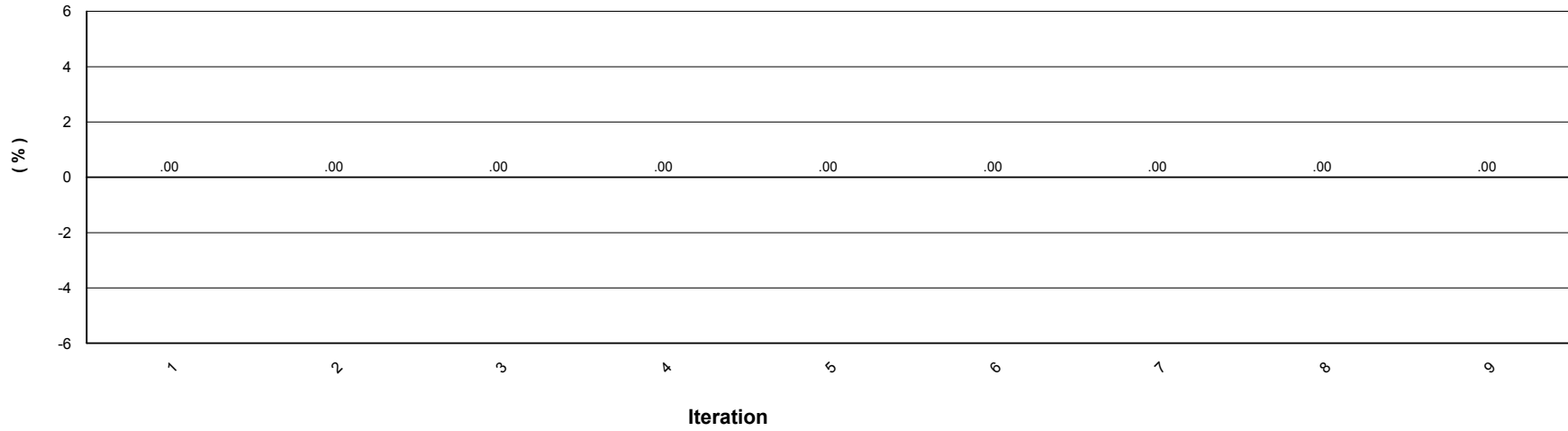
Aggregated Frame Loss for Trial 1 and Framesize 256



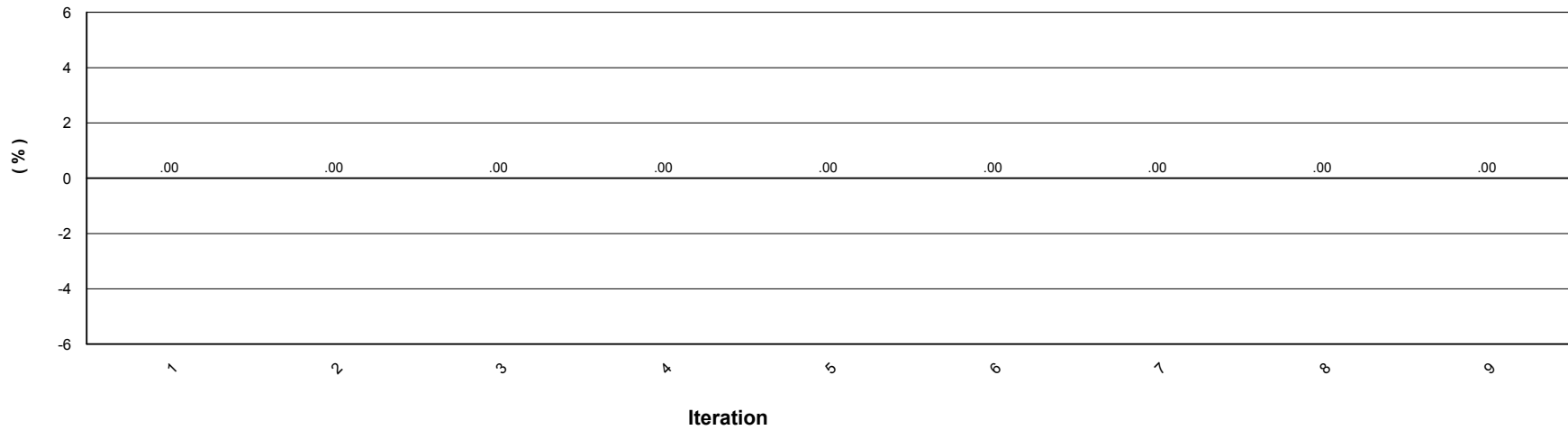
Aggregated Frame Loss for Trial 1 and Framesize 512



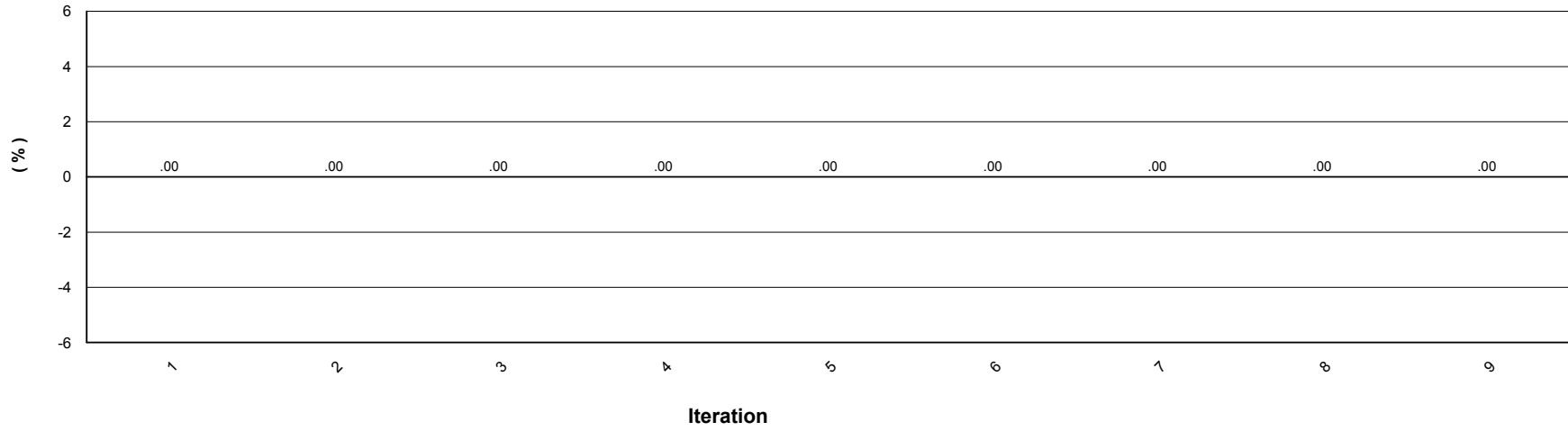
Aggregated Frame Loss for Trial 1 and Framesize 1024



Aggregated Frame Loss for Trial 1 and Framesize 1280

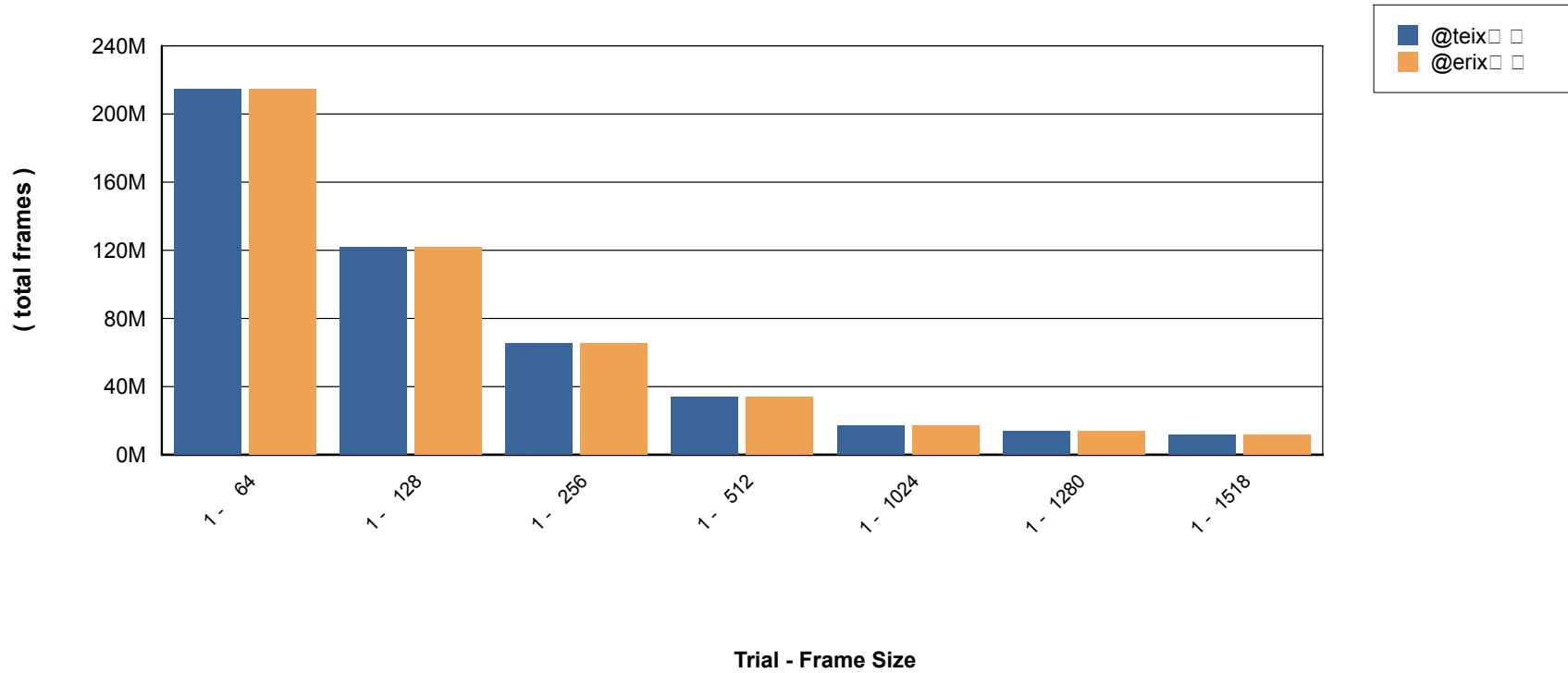


Aggregated Frame Loss for Trial 1 and Framesize 1518

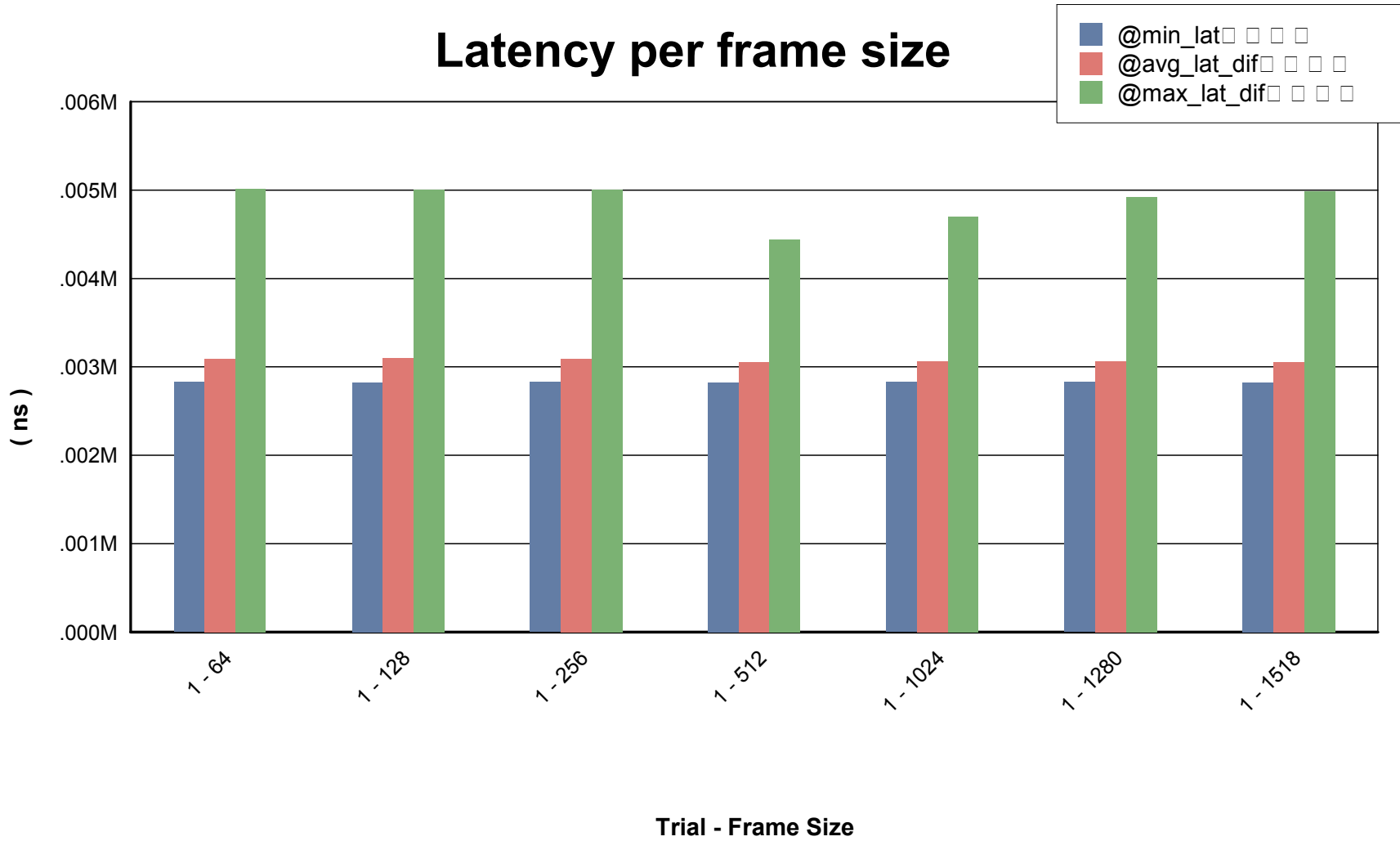


RFC2544 - Throughput/Latency - Iteration Graph

Tx / Rx Frames per Frame Size



RFC2544 - Throughput/Latency - Iteration Graph



RFC2544 - Throughput/Latency - Aggregated Results

Trial / Framesize / Iteration	Agg L2 Throughput				Agg L1 Throughput		Throughput (frames)	Agg Latency		
	Agg Tx Rate %	Agg Rx Rate			Tx Rate Mbps	Rx Rate Mbps		Min (ns)	Max (ns)	Average (ns)
		%	FPS	Mbps						
Trial: 1 / FS: 64 / Iter: 9	100.00	100	1488095.2	761.905			Tx : 29761905.000 Rx : 29761905.000 Loss : 0 Loss% : .00	3195	5020	3220.000
Trial: 1 / FS: 128 / Iter: 9	100.00	100	844594.6	864.865			Tx : 16891892.000 Rx : 16891892.000 Loss : 0 Loss% : .00	3082	5005	3219.000
Trial: 1 / FS: 256 / Iter: 9	100.00	100	452898.5	927.536			Tx : 9057971.000 Rx : 9057971.000 Loss : 0 Loss% : .00	3020	5005	3219.000
Trial: 1 / FS: 512 / Iter: 9	100.00	100	234962.4	962.406			Tx : 4699248.000 Rx : 4699248.000 Loss : 0 Loss% : .00	3050	3242	3212.000
Trial: 1 / FS: 1024 / Iter: 9	100.00	100	119731.8	980.843			Tx : 2394636.000 Rx : 2394636.000 Loss : 0 Loss% : .00	3177	3245	3208.000
Trial: 1 / FS: 1280 / Iter: 9	100.00	100	96153.8	984.615			Tx : 1923077.000 Rx : 1923077.000 Loss : 0 Loss% : .00	2955	3245	3178.000
Trial: 1 / FS: 1518 / Iter: 9	100.00	100	81274.4	986.996			Tx : 1625488.000 Rx : 1625488.000 Loss : 0 Loss% : .00	3115	4990	3207.000

RFC2544 - Throughput/Latency - Aggregated Results

Trial / Framesize / Iteration	Agg L2 Throughput				Agg L1 Throughput		Throughput (frames)	Agg Latency		
	Agg Tx Rate %	Agg Rx Rate			Tx Rate Mbps	Rx Rate Mbps		Min (ns)	Max (ns)	Average (ns)
		%	FPS	Mbps						
Trial: 1 / FS: 64 / Iter: 1	10	10	148809.5	76.190			Tx : 2976190.000 Rx : 2976190.000 Loss : 0 Loss% : .00	2827	3227	3033.000
Trial: 1 / FS: 64 / Iter: 2	55	55	818452.5	419.048			Tx : 16369048.000 Rx : 16369048.000 Loss : 0 Loss% : .00	2827	4605	3037.000
Trial: 1 / FS: 64 / Iter: 3	78	78	1153274.7	590.477			Tx : 23065476.000 Rx : 23065476.000 Loss : 0 Loss% : .00	2827	3245	3037.000
Trial: 1 / FS: 64 / Iter: 4	89	89	1320685.0	676.191			Tx : 26413690.000 Rx : 26413690.000 Loss : 0 Loss% : .00	2827	3245	3037.000
Trial: 1 / FS: 64 / Iter: 5	94	94	1404391.1	719.048			Tx : 28087798.000 Rx : 28087798.000 Loss : 0 Loss% : .00	2827	3245	3047.000
Trial: 1 / FS: 64 / Iter: 6	97	97	1446242.7	740.476			Tx : 28924851.000 Rx : 28924851.000 Loss : 0 Loss% : .00	2987	3245	3117.000
Trial: 1 / FS: 64 / Iter: 7	99	99	1467169.8	751.191			Tx : 29343378.000 Rx : 29343378.000 Loss : 0 Loss% : .00	3050	4877	3157.000
Trial: 1 / FS: 64 / Iter: 8	99	99	1477633.5	756.548			Tx : 29552641.000 Rx : 29552641.000 Loss : 0 Loss% : .00	2875	4987	3176.000
Trial: 1 / FS: 64 / Iter: 9	100	100	1488095.2	761.905			Tx : 29761905.000 Rx : 29761905.000 Loss : 0 Loss% : .00	3195	5020	3220.000
Trial: 1 / FS: 128 / Iter: 1	10	10	84459.5	86.486			Tx : 1689189.000 Rx : 1689189.000 Loss : 0 Loss% : .00	2825	3225	3032.000
Trial: 1 / FS: 128 / Iter: 2	55	55	464527.2	475.676			Tx : 9290541.000 Rx : 9290541.000 Loss : 0 Loss% : .00	2822	3655	3033.000
Trial: 1 / FS: 128 / Iter: 3	78	78	654561.0	670.271			Tx : 13091216.000 Rx : 13091216.000 Loss : 0 Loss% : .00	2825	4345	3036.000
Trial: 1 / FS: 128 / Iter: 4	89	89	749577.8	767.568			Tx : 14991554.000 Rx : 14991554.000 Loss : 0 Loss% : .00	2905	3245	3065.000

Trial: 1 / FS: 128 / Iter: 5	94	94	797086.2	816.216	Tx : 15941723.000	2937	3245	3092.000
					Rx : 15941723.000			
					Loss : 0			
					Loss% : .00			
Trial: 1 / FS: 128 / Iter: 6	97	97	820840.6	840.541	Tx : 16416807.000	2907	3245	3120.000
					Rx : 16416807.000			
					Loss : 0			
					Loss% : .00			
Trial: 1 / FS: 128 / Iter: 7	99	99	832717.5	852.703	Tx : 16654350.000	3002	3245	3138.000
					Rx : 16654350.000			
					Loss : 0			
					Loss% : .00			
Trial: 1 / FS: 128 / Iter: 8	99	99	838656.3	858.784	Tx : 16773121.000	2922	4987	3148.000
					Rx : 16773121.000			
					Loss : 0			
					Loss% : .00			
Trial: 1 / FS: 128 / Iter: 9	100	100	844594.6	864.865	Tx : 16891892.000	3082	5005	3219.000
					Rx : 16891892.000			
					Loss : 0			
					Loss% : .00			
Trial: 1 / FS: 256 / Iter: 1	10	10	45289.9	92.754	Tx : 905797.000	2845	3245	3041.000
					Rx : 905797.000			
					Loss : 0			
					Loss% : .00			
Trial: 1 / FS: 256 / Iter: 2	55	55	249094.2	510.145	Tx : 4981884.000	2827	4620	3038.000
					Rx : 4981884.000			
					Loss : 0			
					Loss% : .00			
Trial: 1 / FS: 256 / Iter: 3	78	78	350996.4	718.841	Tx : 7019928.000	2827	4525	3038.000
					Rx : 7019928.000			
					Loss : 0			
					Loss% : .00			
Trial: 1 / FS: 256 / Iter: 4	89	89	401947.6	823.189	Tx : 8038949.000	2842	4590	3040.000
					Rx : 8038949.000			
					Loss : 0			
					Loss% : .00			
Trial: 1 / FS: 256 / Iter: 5	94	94	427423.1	875.362	Tx : 8548460.000	2907	3245	3069.000
					Rx : 8548460.000			
					Loss : 0			
					Loss% : .00			
Trial: 1 / FS: 256 / Iter: 6	97	97	440160.8	901.449	Tx : 8803216.000	2972	3245	3100.000
					Rx : 8803216.000			
					Loss : 0			
					Loss% : .00			
Trial: 1 / FS: 256 / Iter: 7	99	99	446529.8	914.493	Tx : 8930593.000	3020	3245	3127.000
					Rx : 8930593.000			
					Loss : 0			
					Loss% : .00			
Trial: 1 / FS: 256 / Iter: 8	99	99	449714.2	921.015	Tx : 8994282.000	2957	3245	3149.000
					Rx : 8994282.000			
					Loss : 0			
					Loss% : .00			
Trial: 1 / FS: 256 / Iter: 9	100	100	452898.5	927.536	Tx : 9057971.000	3020	5005	3219.000
					Rx : 9057971.000			
					Loss : 0			
					Loss% : .00			
Trial: 1 / FS: 512 / Iter: 1	10	10	23496.2	96.241	Tx : 469925.000	2842	3242	3038.000
					Rx : 469925.000			
					Loss : 0			
					Loss% : .00			

Trial: 1 / FS: 512 / Iter: 2	55	55	129229.3	529.323	Tx : 2584586.000	2825	3242	3036.000
					Rx : 2584586.000			
					Loss : 0			
					Loss% : .00			
Trial: 1 / FS: 512 / Iter: 3	78	78	182095.9	745.865	Tx : 3641917.000	2825	3497	3036.000
					Rx : 3641917.000			
					Loss : 0			
					Loss% : .00			
Trial: 1 / FS: 512 / Iter: 4	89	89	208529.1	854.135	Tx : 4170583.000	2825	4315	3036.000
					Rx : 4170583.000			
					Loss : 0			
					Loss% : .00			
Trial: 1 / FS: 512 / Iter: 5	94	94	221745.8	908.271	Tx : 4434915.000	2825	4442	3035.000
					Rx : 4434915.000			
					Loss : 0			
					Loss% : .00			
Trial: 1 / FS: 512 / Iter: 6	97	97	228354.1	935.338	Tx : 4567082.000	2825	3242	3036.000
					Rx : 4567082.000			
					Loss : 0			
					Loss% : .00			
Trial: 1 / FS: 512 / Iter: 7	99	99	231658.3	948.872	Tx : 4633165.000	2825	3242	3035.000
					Rx : 4633165.000			
					Loss : 0			
					Loss% : .00			
Trial: 1 / FS: 512 / Iter: 8	99	99	233310.3	955.639	Tx : 4666207.000	2825	3242	3036.000
					Rx : 4666207.000			
					Loss : 0			
					Loss% : .00			
Trial: 1 / FS: 512 / Iter: 9	100	100	234962.4	962.406	Tx : 4699248.000	3050	3242	3212.000
					Rx : 4699248.000			
					Loss : 0			
					Loss% : .00			
Trial: 1 / FS: 1024 / Iter: 1	10	10	11973.2	98.084	Tx : 239464.000	2842	3242	3040.000
					Rx : 239464.000			
					Loss : 0			
					Loss% : .00			
Trial: 1 / FS: 1024 / Iter: 2	55	55	65852.5	539.464	Tx : 1317050.000	2827	3245	3036.000
					Rx : 1317050.000			
					Loss : 0			
					Loss% : .00			
Trial: 1 / FS: 1024 / Iter: 3	78	78	92792.2	760.153	Tx : 1855843.000	2827	4667	3036.000
					Rx : 1855843.000			
					Loss : 0			
					Loss% : .00			
Trial: 1 / FS: 1024 / Iter: 4	89	89	106262.0	870.498	Tx : 2125239.000	2827	3677	3036.000
					Rx : 2125239.000			
					Loss : 0			
					Loss% : .00			
Trial: 1 / FS: 1024 / Iter: 5	94	94	112996.9	925.671	Tx : 2259938.000	2827	4332	3036.000
					Rx : 2259938.000			
					Loss : 0			
					Loss% : .00			
Trial: 1 / FS: 1024 / Iter: 6	97	97	116364.3	953.257	Tx : 2327287.000	2827	4572	3036.000
					Rx : 2327287.000			
					Loss : 0			
					Loss% : .00			
Trial: 1 / FS: 1024 / Iter: 7	99	99	118048.1	967.050	Tx : 2360961.000	2875	4700	3067.000
					Rx : 2360961.000			
					Loss : 0			
					Loss% : .00			

Trial: 1 / FS: 1024 / Iter: 8	99	99	118889.9	973.946	Tx : 2377799.000	2937	3245	3096.000
					Rx : 2377799.000			
					Loss : 0			
					Loss% : .00			
Trial: 1 / FS: 1024 / Iter: 9	100	100	119731.8	980.843	Tx : 2394636.000	3177	3245	3208.000
					Rx : 2394636.000			
					Loss : 0			
					Loss% : .00			
Trial: 1 / FS: 1280 / Iter: 1	10	10	9615.4	98.462	Tx : 192308.000	2845	3245	3041.000
					Rx : 192308.000			
					Loss : 0			
					Loss% : .00			
Trial: 1 / FS: 1280 / Iter: 2	55	55	52884.6	541.538	Tx : 1057692.000	2827	3245	3037.000
					Rx : 1057692.000			
					Loss : 0			
					Loss% : .00			
Trial: 1 / FS: 1280 / Iter: 3	78	78	74519.2	763.077	Tx : 1490385.000	2827	3245	3037.000
					Rx : 1490385.000			
					Loss : 0			
					Loss% : .00			
Trial: 1 / FS: 1280 / Iter: 4	89	89	85336.5	873.846	Tx : 1706731.000	2827	3612	3037.000
					Rx : 1706731.000			
					Loss : 0			
					Loss% : .00			
Trial: 1 / FS: 1280 / Iter: 5	94	94	90745.2	929.231	Tx : 1814904.000	2827	4077	3037.000
					Rx : 1814904.000			
					Loss : 0			
					Loss% : .00			
Trial: 1 / FS: 1280 / Iter: 6	97	97	93449.5	956.923	Tx : 1868990.000	2827	4667	3037.000
					Rx : 1868990.000			
					Loss : 0			
					Loss% : .00			
Trial: 1 / FS: 1280 / Iter: 7	99	99	94801.7	970.769	Tx : 1896034.000	2922	4715	3066.000
					Rx : 1896034.000			
					Loss : 0			
					Loss% : .00			
Trial: 1 / FS: 1280 / Iter: 8	99	99	95477.8	977.692	Tx : 1909555.000	2940	4922	3093.000
					Rx : 1909555.000			
					Loss : 0			
					Loss% : .00			
Trial: 1 / FS: 1280 / Iter: 9	100	100	96153.8	984.615	Tx : 1923077.000	2955	3245	3178.000
					Rx : 1923077.000			
					Loss : 0			
					Loss% : .00			
Trial: 1 / FS: 1518 / Iter: 1	10	10	8127.4	98.700	Tx : 162549.000	2827	3242	3034.000
					Rx : 162549.000			
					Loss : 0			
					Loss% : .00			
Trial: 1 / FS: 1518 / Iter: 2	55	55	44700.9	542.848	Tx : 894018.000	2825	3245	3035.000
					Rx : 894018.000			
					Loss : 0			
					Loss% : .00			
Trial: 1 / FS: 1518 / Iter: 3	78	78	62987.6	764.922	Tx : 1259753.000	2825	3245	3034.000
					Rx : 1259753.000			
					Loss : 0			
					Loss% : .00			
Trial: 1 / FS: 1518 / Iter: 4	89	89	72131.0	875.959	Tx : 1442620.000	2825	3245	3034.000
					Rx : 1442620.000			
					Loss : 0			
					Loss% : .00			

Trial: 1 / FS: 1518 / Iter: 5	94	94	76702.7	931.478	Tx :	1534054.000	2825	4205	3034.000
					Rx :	1534054.000			
					Loss :	0			
					Loss% :	.00			
Trial: 1 / FS: 1518 / Iter: 6	97	97	78988.5	959.237	Tx :	1579771.000	2825	4267	3034.000
					Rx :	1579771.000			
					Loss :	0			
					Loss% :	.00			
Trial: 1 / FS: 1518 / Iter: 7	99	99	80131.5	973.117	Tx :	1602629.000	2825	4842	3034.000
					Rx :	1602629.000			
					Loss :	0			
					Loss% :	.00			
Trial: 1 / FS: 1518 / Iter: 8	99	99	80702.9	980.056	Tx :	1614058.000	2875	4857	3077.000
					Rx :	1614058.000			
					Loss :	0			
					Loss% :	.00			
Trial: 1 / FS: 1518 / Iter: 9	100	100	81274.4	986.996	Tx :	1625488.000	3115	4990	3207.000
					Rx :	1625488.000			
					Loss :	0			
					Loss% :	.00			

RFC2544 - Throughput/Latency - Per Flow Statistics - Part 1 of 2

Trial / Framesize / Iteration	Tx Port	Rx Port	Flow Group	L2 Throughput				L1 Throughput		Throughput (frames)			
				Tx Rate %	Rx Rate			Tx Rate Mbps	Rx Rate Mbps				
					%	FPS	Mbps						
Trial: 1 / FS: 64 / Iter: 9	Ethernet - 001	Ethernet - 002	Traffic Item 1-EndpointSet-1 - Flow Group 0001	100.00	100	1488095.2	761.91			Tx : 29761905	Rx : 29761905	Loss : 0	Loss% : 0.000
Trial: 1 / FS: 128 / Iter: 9	Ethernet - 001	Ethernet - 002	Traffic Item 1-EndpointSet-1 - Flow Group 0001	100.00	100	844594.6	864.87			Tx : 16891892	Rx : 16891892	Loss : 0	Loss% : 0.000
Trial: 1 / FS: 256 / Iter: 9	Ethernet - 001	Ethernet - 002	Traffic Item 1-EndpointSet-1 - Flow Group 0001	100.00	100	452898.5	927.54			Tx : 9057971	Rx : 9057971	Loss : 0	Loss% : 0.000
Trial: 1 / FS: 512 / Iter: 9	Ethernet - 001	Ethernet - 002	Traffic Item 1-EndpointSet-1 - Flow Group 0001	100.00	100	234962.4	962.41			Tx : 4699248	Rx : 4699248	Loss : 0	Loss% : 0.000
Trial: 1 / FS: 1024 / Iter: 9	Ethernet - 001	Ethernet - 002	Traffic Item 1-EndpointSet-1 - Flow Group 0001	100.00	100	119731.8	980.84			Tx : 2394636	Rx : 2394636	Loss : 0	Loss% : 0.000
Trial: 1 / FS: 1280 / Iter: 9	Ethernet - 001	Ethernet - 002	Traffic Item 1-EndpointSet-1 - Flow Group 0001	100.00	100	96153.8	984.62			Tx : 1923077	Rx : 1923077	Loss : 0	Loss% : 0.000
Trial: 1 / FS: 1518 / Iter: 9	Ethernet - 001	Ethernet - 002	Traffic Item 1-EndpointSet-1 - Flow Group 0001	100.00	100	81274.4	987.00			Tx : 1625488	Rx : 1625488	Loss : 0	Loss% : 0.000

RFC2544 - Throughput/Latency - Per Flow Statistics - Part 2 of 2

Trial / Framesize / Iteration	Tx Port	Rx Port	Flow Group	Min Latency (ns)	Max Latency (ns)	Avg Latency (ns)
Trial: 1 / FS: 64 / Iter: 9	Ethernet - 001	Ethernet - 002	Traffic Item 1-EndpointSet-1 - Flow Group 0001	3195	5020	3220
Trial: 1 / FS: 128 / Iter: 9	Ethernet - 001	Ethernet - 002	Traffic Item 1-EndpointSet-1 - Flow Group 0001	3082	5005	3219
Trial: 1 / FS: 256 / Iter: 9	Ethernet - 001	Ethernet - 002	Traffic Item 1-EndpointSet-1 - Flow Group 0001	3020	5005	3219
Trial: 1 / FS: 512 / Iter: 9	Ethernet - 001	Ethernet - 002	Traffic Item 1-EndpointSet-1 - Flow Group 0001	3050	3242	3212
Trial: 1 / FS: 1024 / Iter: 9	Ethernet - 001	Ethernet - 002	Traffic Item 1-EndpointSet-1 - Flow Group 0001	3177	3245	3208
Trial: 1 / FS: 1280 / Iter: 9	Ethernet - 001	Ethernet - 002	Traffic Item 1-EndpointSet-1 - Flow Group 0001	2955	3245	3178
Trial: 1 / FS: 1518 / Iter: 9	Ethernet - 001	Ethernet - 002	Traffic Item 1-EndpointSet-1 - Flow Group 0001	3115	4990	3207

RFC2544 - Throughput/Latency - Iteration Statistics - Part 1 of 2

Trial / Framesize / Iteration	Tx Port	Rx Port	Flow Group	L2 Throughput				L1 Throughput		Throughput (frames)
				Tx Rate %	Rx Rate			Tx Rate Mbps	Rx Rate Mbps	
					%	FPS	Mbps			
Trial: 1 / FS: 64 / Iter: 1	Ethernet - 001	Ethernet - 002	Traffic Item 1-EndpointSet-1 - Flow Group 0001	10.00	10.00	148809.5	76.19			Tx : 2976190 Rx : 2976190 Loss : 0 Loss% : 0.000
Trial: 1 / FS: 64 / Iter: 2	Ethernet - 001	Ethernet - 002	Traffic Item 1-EndpointSet-1 - Flow Group 0001	55.00	55.00	818452.5	419.05			Tx : 16369048 Rx : 16369048 Loss : 0 Loss% : 0.000
Trial: 1 / FS: 64 / Iter: 3	Ethernet - 001	Ethernet - 002	Traffic Item 1-EndpointSet-1 - Flow Group 0001	77.50	77.50	1153274.7	590.48			Tx : 23065476 Rx : 23065476 Loss : 0 Loss% : 0.000
Trial: 1 / FS: 64 / Iter: 4	Ethernet - 001	Ethernet - 002	Traffic Item 1-EndpointSet-1 - Flow Group 0001	88.75	88.75	1320685.0	676.19			Tx : 26413690 Rx : 26413690 Loss : 0 Loss% : 0.000
Trial: 1 / FS: 64 / Iter: 5	Ethernet - 001	Ethernet - 002	Traffic Item 1-EndpointSet-1 - Flow Group 0001	94.38	94.38	1404391.1	719.05			Tx : 28087798 Rx : 28087798 Loss : 0 Loss% : 0.000
Trial: 1 / FS: 64 / Iter: 6	Ethernet - 001	Ethernet - 002	Traffic Item 1-EndpointSet-1 - Flow Group 0001	97.19	97.19	1446242.7	740.48			Tx : 28924851 Rx : 28924851 Loss : 0 Loss% : 0.000
Trial: 1 / FS: 64 / Iter: 7	Ethernet - 001	Ethernet - 002	Traffic Item 1-EndpointSet-1 - Flow Group 0001	98.59	98.59	1467169.8	751.19			Tx : 29343378 Rx : 29343378 Loss : 0 Loss% : 0.000
Trial: 1 / FS: 64 / Iter: 8	Ethernet - 001	Ethernet - 002	Traffic Item 1-EndpointSet-1 - Flow Group 0001	99.30	99.30	1477633.5	756.55			Tx : 29552641 Rx : 29552641 Loss : 0 Loss% : 0.000
Trial: 1 / FS: 64 / Iter: 9	Ethernet - 001	Ethernet - 002	Traffic Item 1-EndpointSet-1 - Flow Group 0001	100.00	100.00	1488095.2	761.91			Tx : 29761905 Rx : 29761905 Loss : 0 Loss% : 0.000
Trial: 1 / FS: 128 / Iter: 1	Ethernet - 001	Ethernet - 002	Traffic Item 1-EndpointSet-1 - Flow Group 0001	10.00	10.00	84459.5	86.49			Tx : 1689189 Rx : 1689189 Loss : 0 Loss% : 0.000
Trial: 1 / FS: 128 / Iter: 2	Ethernet - 001	Ethernet - 002	Traffic Item 1-EndpointSet-1 - Flow Group 0001	55.00	55.00	464527.2	475.68			Tx : 9290541 Rx : 9290541 Loss : 0 Loss% : 0.000
Trial: 1 / FS: 128 / Iter: 3	Ethernet - 001	Ethernet - 002	Traffic Item 1-EndpointSet-1 - Flow Group 0001	77.50	77.50	654561.0	670.27			Tx : 13091216 Rx : 13091216 Loss : 0 Loss% : 0.000
Trial: 1 / FS: 128 / Iter: 4	Ethernet - 001	Ethernet - 002	Traffic Item 1-EndpointSet-1 - Flow Group 0001	88.75	88.75	749577.8	767.57			Tx : 14991554 Rx : 14991554 Loss : 0 Loss% : 0.000

Trial: 1 / FS: 128 / Iter: 5	Ethernet - 001	Ethernet - 002	Traffic Item 1-EndpointSet-1 - Flow Group 0001	94.38	94.38	797086.2	816.22	Tx : Rx : Loss : Loss% :	15941723 15941723 0 0.000
Trial: 1 / FS: 128 / Iter: 6	Ethernet - 001	Ethernet - 002	Traffic Item 1-EndpointSet-1 - Flow Group 0001	97.19	97.19	820840.6	840.54	Tx : Rx : Loss : Loss% :	16416807 16416807 0 0.000
Trial: 1 / FS: 128 / Iter: 7	Ethernet - 001	Ethernet - 002	Traffic Item 1-EndpointSet-1 - Flow Group 0001	98.59	98.59	832717.5	852.70	Tx : Rx : Loss : Loss% :	16654350 16654350 0 0.000
Trial: 1 / FS: 128 / Iter: 8	Ethernet - 001	Ethernet - 002	Traffic Item 1-EndpointSet-1 - Flow Group 0001	99.30	99.30	838656.3	858.78	Tx : Rx : Loss : Loss% :	16773121 16773121 0 0.000
Trial: 1 / FS: 128 / Iter: 9	Ethernet - 001	Ethernet - 002	Traffic Item 1-EndpointSet-1 - Flow Group 0001	100.00	100.00	844594.6	864.87	Tx : Rx : Loss : Loss% :	16891892 16891892 0 0.000
Trial: 1 / FS: 256 / Iter: 1	Ethernet - 001	Ethernet - 002	Traffic Item 1-EndpointSet-1 - Flow Group 0001	10.00	10.00	45289.9	92.75	Tx : Rx : Loss : Loss% :	905797 905797 0 0.000
Trial: 1 / FS: 256 / Iter: 2	Ethernet - 001	Ethernet - 002	Traffic Item 1-EndpointSet-1 - Flow Group 0001	55.00	55.00	249094.2	510.15	Tx : Rx : Loss : Loss% :	4981884 4981884 0 0.000
Trial: 1 / FS: 256 / Iter: 3	Ethernet - 001	Ethernet - 002	Traffic Item 1-EndpointSet-1 - Flow Group 0001	77.50	77.50	350996.4	718.84	Tx : Rx : Loss : Loss% :	7019928 7019928 0 0.000
Trial: 1 / FS: 256 / Iter: 4	Ethernet - 001	Ethernet - 002	Traffic Item 1-EndpointSet-1 - Flow Group 0001	88.75	88.75	401947.6	823.19	Tx : Rx : Loss : Loss% :	8038949 8038949 0 0.000
Trial: 1 / FS: 256 / Iter: 5	Ethernet - 001	Ethernet - 002	Traffic Item 1-EndpointSet-1 - Flow Group 0001	94.38	94.38	427423.1	875.36	Tx : Rx : Loss : Loss% :	8548460 8548460 0 0.000
Trial: 1 / FS: 256 / Iter: 6	Ethernet - 001	Ethernet - 002	Traffic Item 1-EndpointSet-1 - Flow Group 0001	97.19	97.19	440160.8	901.45	Tx : Rx : Loss : Loss% :	8803216 8803216 0 0.000
Trial: 1 / FS: 256 / Iter: 7	Ethernet - 001	Ethernet - 002	Traffic Item 1-EndpointSet-1 - Flow Group 0001	98.59	98.59	446529.8	914.49	Tx : Rx : Loss : Loss% :	8930593 8930593 0 0.000
Trial: 1 / FS: 256 / Iter: 8	Ethernet - 001	Ethernet - 002	Traffic Item 1-EndpointSet-1 - Flow Group 0001	99.30	99.30	449714.2	921.02	Tx : Rx : Loss : Loss% :	8994282 8994282 0 0.000
Trial: 1 / FS: 256 / Iter: 9	Ethernet - 001	Ethernet - 002	Traffic Item 1-EndpointSet-1 - Flow Group 0001	100.00	100.00	452898.5	927.54	Tx : Rx : Loss : Loss% :	9057971 9057971 0 0.000
Trial: 1 / FS: 512 / Iter: 1	Ethernet - 001	Ethernet - 002	Traffic Item 1-EndpointSet-1 - Flow Group 0001	10.00	10.00	23496.2	96.24	Tx : Rx : Loss : Loss% :	469925 469925 0 0.000

Trial: 1 / FS: 512 / Iter: 2	Ethernet - 001	Ethernet - 002	Traffic Item 1-EndpointSet-1 - Flow Group 0001	55.00	55.00	129229.3	529.32	Tx : Rx : Loss : Loss% :	2584586 2584586 0 0.000
Trial: 1 / FS: 512 / Iter: 3	Ethernet - 001	Ethernet - 002	Traffic Item 1-EndpointSet-1 - Flow Group 0001	77.50	77.50	182095.9	745.87	Tx : Rx : Loss : Loss% :	3641917 3641917 0 0.000
Trial: 1 / FS: 512 / Iter: 4	Ethernet - 001	Ethernet - 002	Traffic Item 1-EndpointSet-1 - Flow Group 0001	88.75	88.75	208529.1	854.14	Tx : Rx : Loss : Loss% :	4170583 4170583 0 0.000
Trial: 1 / FS: 512 / Iter: 5	Ethernet - 001	Ethernet - 002	Traffic Item 1-EndpointSet-1 - Flow Group 0001	94.38	94.38	221745.8	908.27	Tx : Rx : Loss : Loss% :	4434915 4434915 0 0.000
Trial: 1 / FS: 512 / Iter: 6	Ethernet - 001	Ethernet - 002	Traffic Item 1-EndpointSet-1 - Flow Group 0001	97.19	97.19	228354.1	935.34	Tx : Rx : Loss : Loss% :	4567082 4567082 0 0.000
Trial: 1 / FS: 512 / Iter: 7	Ethernet - 001	Ethernet - 002	Traffic Item 1-EndpointSet-1 - Flow Group 0001	98.59	98.59	231658.3	948.87	Tx : Rx : Loss : Loss% :	4633165 4633165 0 0.000
Trial: 1 / FS: 512 / Iter: 8	Ethernet - 001	Ethernet - 002	Traffic Item 1-EndpointSet-1 - Flow Group 0001	99.30	99.30	233310.3	955.64	Tx : Rx : Loss : Loss% :	4666207 4666207 0 0.000
Trial: 1 / FS: 512 / Iter: 9	Ethernet - 001	Ethernet - 002	Traffic Item 1-EndpointSet-1 - Flow Group 0001	100.00	100.00	234962.4	962.41	Tx : Rx : Loss : Loss% :	4699248 4699248 0 0.000
Trial: 1 / FS: 1024 / Iter: 1	Ethernet - 001	Ethernet - 002	Traffic Item 1-EndpointSet-1 - Flow Group 0001	10.00	10.00	11973.2	98.08	Tx : Rx : Loss : Loss% :	239464 239464 0 0.000
Trial: 1 / FS: 1024 / Iter: 2	Ethernet - 001	Ethernet - 002	Traffic Item 1-EndpointSet-1 - Flow Group 0001	55.00	55.00	65852.5	539.46	Tx : Rx : Loss : Loss% :	1317050 1317050 0 0.000
Trial: 1 / FS: 1024 / Iter: 3	Ethernet - 001	Ethernet - 002	Traffic Item 1-EndpointSet-1 - Flow Group 0001	77.50	77.50	92792.2	760.15	Tx : Rx : Loss : Loss% :	1855843 1855843 0 0.000
Trial: 1 / FS: 1024 / Iter: 4	Ethernet - 001	Ethernet - 002	Traffic Item 1-EndpointSet-1 - Flow Group 0001	88.75	88.75	106262.0	870.50	Tx : Rx : Loss : Loss% :	2125239 2125239 0 0.000
Trial: 1 / FS: 1024 / Iter: 5	Ethernet - 001	Ethernet - 002	Traffic Item 1-EndpointSet-1 - Flow Group 0001	94.38	94.38	112996.9	925.67	Tx : Rx : Loss : Loss% :	2259938 2259938 0 0.000
Trial: 1 / FS: 1024 / Iter: 6	Ethernet - 001	Ethernet - 002	Traffic Item 1-EndpointSet-1 - Flow Group 0001	97.19	97.19	116364.3	953.26	Tx : Rx : Loss : Loss% :	2327287 2327287 0 0.000
Trial: 1 / FS: 1024 / Iter: 7	Ethernet - 001	Ethernet - 002	Traffic Item 1-EndpointSet-1 - Flow Group 0001	98.59	98.59	118048.1	967.05	Tx : Rx : Loss : Loss% :	2360961 2360961 0 0.000

Trial: 1 / FS: 1024 / Iter: 8	Ethernet - 001	Ethernet - 002	Traffic Item 1-EndpointSet-1 - Flow Group 0001	99.30	99.30	118889.9	973.95	Tx : Rx : Loss : Loss% :	2377799 2377799 0 0.000
Trial: 1 / FS: 1024 / Iter: 9	Ethernet - 001	Ethernet - 002	Traffic Item 1-EndpointSet-1 - Flow Group 0001	100.00	100.00	119731.8	980.84	Tx : Rx : Loss : Loss% :	2394636 2394636 0 0.000
Trial: 1 / FS: 1280 / Iter: 1	Ethernet - 001	Ethernet - 002	Traffic Item 1-EndpointSet-1 - Flow Group 0001	10.00	10.00	9615.4	98.46	Tx : Rx : Loss : Loss% :	192308 192308 0 0.000
Trial: 1 / FS: 1280 / Iter: 2	Ethernet - 001	Ethernet - 002	Traffic Item 1-EndpointSet-1 - Flow Group 0001	55.00	55.00	52884.6	541.54	Tx : Rx : Loss : Loss% :	1057692 1057692 0 0.000
Trial: 1 / FS: 1280 / Iter: 3	Ethernet - 001	Ethernet - 002	Traffic Item 1-EndpointSet-1 - Flow Group 0001	77.50	77.50	74519.2	763.08	Tx : Rx : Loss : Loss% :	1490385 1490385 0 0.000
Trial: 1 / FS: 1280 / Iter: 4	Ethernet - 001	Ethernet - 002	Traffic Item 1-EndpointSet-1 - Flow Group 0001	88.75	88.75	85336.5	873.85	Tx : Rx : Loss : Loss% :	1706731 1706731 0 0.000
Trial: 1 / FS: 1280 / Iter: 5	Ethernet - 001	Ethernet - 002	Traffic Item 1-EndpointSet-1 - Flow Group 0001	94.38	94.38	90745.2	929.23	Tx : Rx : Loss : Loss% :	1814904 1814904 0 0.000
Trial: 1 / FS: 1280 / Iter: 6	Ethernet - 001	Ethernet - 002	Traffic Item 1-EndpointSet-1 - Flow Group 0001	97.19	97.19	93449.5	956.92	Tx : Rx : Loss : Loss% :	1868990 1868990 0 0.000
Trial: 1 / FS: 1280 / Iter: 7	Ethernet - 001	Ethernet - 002	Traffic Item 1-EndpointSet-1 - Flow Group 0001	98.59	98.59	94801.7	970.77	Tx : Rx : Loss : Loss% :	1896034 1896034 0 0.000
Trial: 1 / FS: 1280 / Iter: 8	Ethernet - 001	Ethernet - 002	Traffic Item 1-EndpointSet-1 - Flow Group 0001	99.30	99.30	95477.8	977.69	Tx : Rx : Loss : Loss% :	1909555 1909555 0 0.000
Trial: 1 / FS: 1280 / Iter: 9	Ethernet - 001	Ethernet - 002	Traffic Item 1-EndpointSet-1 - Flow Group 0001	100.00	100.00	96153.8	984.62	Tx : Rx : Loss : Loss% :	1923077 1923077 0 0.000
Trial: 1 / FS: 1518 / Iter: 1	Ethernet - 001	Ethernet - 002	Traffic Item 1-EndpointSet-1 - Flow Group 0001	10.00	10.00	8127.4	98.70	Tx : Rx : Loss : Loss% :	162549 162549 0 0.000
Trial: 1 / FS: 1518 / Iter: 2	Ethernet - 001	Ethernet - 002	Traffic Item 1-EndpointSet-1 - Flow Group 0001	55.00	55.00	44700.9	542.85	Tx : Rx : Loss : Loss% :	894018 894018 0 0.000
Trial: 1 / FS: 1518 / Iter: 3	Ethernet - 001	Ethernet - 002	Traffic Item 1-EndpointSet-1 - Flow Group 0001	77.50	77.50	62987.6	764.92	Tx : Rx : Loss : Loss% :	1259753 1259753 0 0.000
Trial: 1 / FS: 1518 / Iter: 4	Ethernet - 001	Ethernet - 002	Traffic Item 1-EndpointSet-1 - Flow Group 0001	88.75	88.75	72131.0	875.96	Tx : Rx : Loss : Loss% :	1442620 1442620 0 0.000

Trial: 1 / FS: 1518 / Iter: 5	Ethernet - 001	Ethernet - 002	Traffic Item 1-EndpointSet-1 - Flow Group 0001	94.38	94.38	76702.7	931.48	Tx : 1534054
								Rx : 1534054
								Loss : 0
								Loss% : 0.000
Trial: 1 / FS: 1518 / Iter: 6	Ethernet - 001	Ethernet - 002	Traffic Item 1-EndpointSet-1 - Flow Group 0001	97.19	97.19	78988.5	959.24	Tx : 1579771
								Rx : 1579771
								Loss : 0
								Loss% : 0.000
Trial: 1 / FS: 1518 / Iter: 7	Ethernet - 001	Ethernet - 002	Traffic Item 1-EndpointSet-1 - Flow Group 0001	98.59	98.59	80131.5	973.12	Tx : 1602629
								Rx : 1602629
								Loss : 0
								Loss% : 0.000
Trial: 1 / FS: 1518 / Iter: 8	Ethernet - 001	Ethernet - 002	Traffic Item 1-EndpointSet-1 - Flow Group 0001	99.30	99.30	80702.9	980.06	Tx : 1614058
								Rx : 1614058
								Loss : 0
								Loss% : 0.000
Trial: 1 / FS: 1518 / Iter: 9	Ethernet - 001	Ethernet - 002	Traffic Item 1-EndpointSet-1 - Flow Group 0001	100.00	100.00	81274.4	987.00	Tx : 1625488
								Rx : 1625488
								Loss : 0
								Loss% : 0.000

RFC2544 - Throughput/Latency - Iteration Statistics - Part 2 of 2

Trial / Framesize / Iteration	Tx Port	Rx Port	Flow Group	Min Latency (ns)	Max Latency (ns)	Avg Latency (ns)
Trial: 1 / FS: 64 / Iter: 1	Ethernet - 001	Ethernet - 002	Traffic Item 1-EndpointSet-1 - Flow Group 0001	2827	3227	3033.00
Trial: 1 / FS: 64 / Iter: 2	Ethernet - 001	Ethernet - 002	Traffic Item 1-EndpointSet-1 - Flow Group 0001	2827	4605	3037.00
Trial: 1 / FS: 64 / Iter: 3	Ethernet - 001	Ethernet - 002	Traffic Item 1-EndpointSet-1 - Flow Group 0001	2827	3245	3037.00
Trial: 1 / FS: 64 / Iter: 4	Ethernet - 001	Ethernet - 002	Traffic Item 1-EndpointSet-1 - Flow Group 0001	2827	3245	3037.00
Trial: 1 / FS: 64 / Iter: 5	Ethernet - 001	Ethernet - 002	Traffic Item 1-EndpointSet-1 - Flow Group 0001	2827	3245	3047.00
Trial: 1 / FS: 64 / Iter: 6	Ethernet - 001	Ethernet - 002	Traffic Item 1-EndpointSet-1 - Flow Group 0001	2987	3245	3117.00
Trial: 1 / FS: 64 / Iter: 7	Ethernet - 001	Ethernet - 002	Traffic Item 1-EndpointSet-1 - Flow Group 0001	3050	4877	3157.00
Trial: 1 / FS: 64 / Iter: 8	Ethernet - 001	Ethernet - 002	Traffic Item 1-EndpointSet-1 - Flow Group 0001	2875	4987	3176.00
Trial: 1 / FS: 64 / Iter: 9	Ethernet - 001	Ethernet - 002	Traffic Item 1-EndpointSet-1 - Flow Group 0001	3195	5020	3220.00
Trial: 1 / FS: 128 / Iter: 1	Ethernet - 001	Ethernet - 002	Traffic Item 1-EndpointSet-1 - Flow Group 0001	2825	3225	3032.00
Trial: 1 / FS: 128 / Iter: 2	Ethernet - 001	Ethernet - 002	Traffic Item 1-EndpointSet-1 - Flow Group 0001	2822	3655	3033.00
Trial: 1 / FS: 128 / Iter: 3	Ethernet - 001	Ethernet - 002	Traffic Item 1-EndpointSet-1 - Flow Group 0001	2825	4345	3036.00
Trial: 1 / FS: 128 / Iter: 4	Ethernet - 001	Ethernet - 002	Traffic Item 1-EndpointSet-1 - Flow Group 0001	2905	3245	3065.00
Trial: 1 / FS: 128 / Iter: 5	Ethernet - 001	Ethernet - 002	Traffic Item 1-EndpointSet-1 - Flow Group 0001	2937	3245	3092.00
Trial: 1 / FS: 128 / Iter: 6	Ethernet - 001	Ethernet - 002	Traffic Item 1-EndpointSet-1 - Flow Group 0001	2907	3245	3120.00
Trial: 1 / FS: 128 / Iter: 7	Ethernet - 001	Ethernet - 002	Traffic Item 1-EndpointSet-1 - Flow Group 0001	3002	3245	3138.00
Trial: 1 / FS: 128 / Iter: 8	Ethernet - 001	Ethernet - 002	Traffic Item 1-EndpointSet-1 - Flow Group 0001	2922	4987	3148.00
Trial: 1 / FS: 128 / Iter: 9	Ethernet - 001	Ethernet - 002	Traffic Item 1-EndpointSet-1 - Flow Group 0001	3082	5005	3219.00
Trial: 1 / FS: 256 / Iter: 1	Ethernet - 001	Ethernet - 002	Traffic Item 1-EndpointSet-1 - Flow Group 0001	2845	3245	3041.00

Trial: 1 / FS: 256 / Iter: 2	Ethernet - 001	Ethernet - 002	Traffic Item 1-EndpointSet-1 - Flow Group 0001	2827	4620	3038.00
Trial: 1 / FS: 256 / Iter: 3	Ethernet - 001	Ethernet - 002	Traffic Item 1-EndpointSet-1 - Flow Group 0001	2827	4525	3038.00
Trial: 1 / FS: 256 / Iter: 4	Ethernet - 001	Ethernet - 002	Traffic Item 1-EndpointSet-1 - Flow Group 0001	2842	4590	3040.00
Trial: 1 / FS: 256 / Iter: 5	Ethernet - 001	Ethernet - 002	Traffic Item 1-EndpointSet-1 - Flow Group 0001	2907	3245	3069.00
Trial: 1 / FS: 256 / Iter: 6	Ethernet - 001	Ethernet - 002	Traffic Item 1-EndpointSet-1 - Flow Group 0001	2972	3245	3100.00
Trial: 1 / FS: 256 / Iter: 7	Ethernet - 001	Ethernet - 002	Traffic Item 1-EndpointSet-1 - Flow Group 0001	3020	3245	3127.00
Trial: 1 / FS: 256 / Iter: 8	Ethernet - 001	Ethernet - 002	Traffic Item 1-EndpointSet-1 - Flow Group 0001	2957	3245	3149.00
Trial: 1 / FS: 256 / Iter: 9	Ethernet - 001	Ethernet - 002	Traffic Item 1-EndpointSet-1 - Flow Group 0001	3020	5005	3219.00
Trial: 1 / FS: 512 / Iter: 1	Ethernet - 001	Ethernet - 002	Traffic Item 1-EndpointSet-1 - Flow Group 0001	2842	3242	3038.00
Trial: 1 / FS: 512 / Iter: 2	Ethernet - 001	Ethernet - 002	Traffic Item 1-EndpointSet-1 - Flow Group 0001	2825	3242	3036.00
Trial: 1 / FS: 512 / Iter: 3	Ethernet - 001	Ethernet - 002	Traffic Item 1-EndpointSet-1 - Flow Group 0001	2825	3497	3036.00
Trial: 1 / FS: 512 / Iter: 4	Ethernet - 001	Ethernet - 002	Traffic Item 1-EndpointSet-1 - Flow Group 0001	2825	4315	3036.00
Trial: 1 / FS: 512 / Iter: 5	Ethernet - 001	Ethernet - 002	Traffic Item 1-EndpointSet-1 - Flow Group 0001	2825	4442	3035.00
Trial: 1 / FS: 512 / Iter: 6	Ethernet - 001	Ethernet - 002	Traffic Item 1-EndpointSet-1 - Flow Group 0001	2825	3242	3036.00
Trial: 1 / FS: 512 / Iter: 7	Ethernet - 001	Ethernet - 002	Traffic Item 1-EndpointSet-1 - Flow Group 0001	2825	3242	3035.00
Trial: 1 / FS: 512 / Iter: 8	Ethernet - 001	Ethernet - 002	Traffic Item 1-EndpointSet-1 - Flow Group 0001	2825	3242	3036.00
Trial: 1 / FS: 512 / Iter: 9	Ethernet - 001	Ethernet - 002	Traffic Item 1-EndpointSet-1 - Flow Group 0001	3050	3242	3212.00
Trial: 1 / FS: 1024 / Iter: 1	Ethernet - 001	Ethernet - 002	Traffic Item 1-EndpointSet-1 - Flow Group 0001	2842	3242	3040.00
Trial: 1 / FS: 1024 / Iter: 2	Ethernet - 001	Ethernet - 002	Traffic Item 1-EndpointSet-1 - Flow Group 0001	2827	3245	3036.00
Trial: 1 / FS: 1024 / Iter: 3	Ethernet - 001	Ethernet - 002	Traffic Item 1-EndpointSet-1 - Flow Group 0001	2827	4667	3036.00
Trial: 1 / FS: 1024 / Iter: 4	Ethernet - 001	Ethernet - 002	Traffic Item 1-EndpointSet-1 - Flow Group 0001	2827	3677	3036.00

Trial: 1 / FS: 1024 / Iter: 5	Ethernet - 001	Ethernet - 002	Traffic Item 1-EndpointSet-1 - Flow Group 0001	2827	4332	3036.00
Trial: 1 / FS: 1024 / Iter: 6	Ethernet - 001	Ethernet - 002	Traffic Item 1-EndpointSet-1 - Flow Group 0001	2827	4572	3036.00
Trial: 1 / FS: 1024 / Iter: 7	Ethernet - 001	Ethernet - 002	Traffic Item 1-EndpointSet-1 - Flow Group 0001	2875	4700	3067.00
Trial: 1 / FS: 1024 / Iter: 8	Ethernet - 001	Ethernet - 002	Traffic Item 1-EndpointSet-1 - Flow Group 0001	2937	3245	3096.00
Trial: 1 / FS: 1024 / Iter: 9	Ethernet - 001	Ethernet - 002	Traffic Item 1-EndpointSet-1 - Flow Group 0001	3177	3245	3208.00
Trial: 1 / FS: 1280 / Iter: 1	Ethernet - 001	Ethernet - 002	Traffic Item 1-EndpointSet-1 - Flow Group 0001	2845	3245	3041.00
Trial: 1 / FS: 1280 / Iter: 2	Ethernet - 001	Ethernet - 002	Traffic Item 1-EndpointSet-1 - Flow Group 0001	2827	3245	3037.00
Trial: 1 / FS: 1280 / Iter: 3	Ethernet - 001	Ethernet - 002	Traffic Item 1-EndpointSet-1 - Flow Group 0001	2827	3245	3037.00
Trial: 1 / FS: 1280 / Iter: 4	Ethernet - 001	Ethernet - 002	Traffic Item 1-EndpointSet-1 - Flow Group 0001	2827	3612	3037.00
Trial: 1 / FS: 1280 / Iter: 5	Ethernet - 001	Ethernet - 002	Traffic Item 1-EndpointSet-1 - Flow Group 0001	2827	4077	3037.00
Trial: 1 / FS: 1280 / Iter: 6	Ethernet - 001	Ethernet - 002	Traffic Item 1-EndpointSet-1 - Flow Group 0001	2827	4667	3037.00
Trial: 1 / FS: 1280 / Iter: 7	Ethernet - 001	Ethernet - 002	Traffic Item 1-EndpointSet-1 - Flow Group 0001	2922	4715	3066.00
Trial: 1 / FS: 1280 / Iter: 8	Ethernet - 001	Ethernet - 002	Traffic Item 1-EndpointSet-1 - Flow Group 0001	2940	4922	3093.00
Trial: 1 / FS: 1280 / Iter: 9	Ethernet - 001	Ethernet - 002	Traffic Item 1-EndpointSet-1 - Flow Group 0001	2955	3245	3178.00
Trial: 1 / FS: 1518 / Iter: 1	Ethernet - 001	Ethernet - 002	Traffic Item 1-EndpointSet-1 - Flow Group 0001	2827	3242	3034.00
Trial: 1 / FS: 1518 / Iter: 2	Ethernet - 001	Ethernet - 002	Traffic Item 1-EndpointSet-1 - Flow Group 0001	2825	3245	3035.00
Trial: 1 / FS: 1518 / Iter: 3	Ethernet - 001	Ethernet - 002	Traffic Item 1-EndpointSet-1 - Flow Group 0001	2825	3245	3034.00
Trial: 1 / FS: 1518 / Iter: 4	Ethernet - 001	Ethernet - 002	Traffic Item 1-EndpointSet-1 - Flow Group 0001	2825	3245	3034.00
Trial: 1 / FS: 1518 / Iter: 5	Ethernet - 001	Ethernet - 002	Traffic Item 1-EndpointSet-1 - Flow Group 0001	2825	4205	3034.00
Trial: 1 / FS: 1518 / Iter: 6	Ethernet - 001	Ethernet - 002	Traffic Item 1-EndpointSet-1 - Flow Group 0001	2825	4267	3034.00
Trial: 1 / FS: 1518 / Iter: 7	Ethernet - 001	Ethernet - 002	Traffic Item 1-EndpointSet-1 - Flow Group 0001	2825	4842	3034.00

Trial: 1 / FS: 1518 / Iter: 8	Ethernet - 001	Ethernet - 002	Traffic Item 1-EndpointSet-1 - Flow Group 0001	2875	4857	3077.00
Trial: 1 / FS: 1518 / Iter: 9	Ethernet - 001	Ethernet - 002	Traffic Item 1-EndpointSet-1 - Flow Group 0001	3115	4990	3207.00

Theoretical maximum Frame Rates (frames/second) for different frame sizes (bytes)

Speed	64	128	256	512	1024	1280	1518
10 Mbps	14881	8446	4529	2350	1198	962	813
100 Mbps	148810	84460	45290	23497	11973	9616	8128
1000 Mbps	1488096	844595	452899	234963	119732	96154	81275
10 Gbps	14880952	8445946	4528986	2349625	1197318	961539	812744
25 Gbps	37202380	21114864	11322463	5874060	2993295	2403846	2031859
40 Gbps	59523809	33783783	18115942	9398496	4789272	3846153	3250975
100 Gbps	148809523	84459459	45289855	23496240	11973180	9615384	8127438
155 Mbps (Oc - 3)	288000	145116	72840	36491	18263	14614	12324
622 Mbps (Oc - 12)	1152000	580465	291362	145965	73054	58454	49296
2488 Mbps (Oc - 48)	4608000	2321860	1165447	583860	292215	233817	197182
9952 Mbps (Oc - 192)	18432000	9287442	4661790	2335439	1168859	935270	788730