

THE WORLD'S MOST ADVANCED RACK MOUNTING SOLUTION

Used to mount IT, Pro A/V, Security & Telco equipment in 19" racks. More than 1.5 million units sold worldwide.



**RACK
STUDS™**

Series II

Version 2.2

RACK STUDS™

Hole Size	
EIA-310 requirement	9.50mm/0.374"
Rackstuds™ RSL2.2Rxxx-S2	9.2 - 9.89mm/0.362 - 0.389"

Rail Thickness	
EIA-310	Not defined
Rackstuds™ RSL2.2Rxxx-S2	≤ 2.2mm/0.086" (or 14 gauge)




RACK YOUR GEAR 30% FASTER WITH RACKSTUDS™

Series II

RACK STUDS™

THE SMART CHOICE FOR TECH PROFESSIONALS



RACKSTUDS ARE FAST

Insert from the front and install in seconds.
Makes even single-handed installs easy.

RACKSTUDS ARE STRONG

Made from durable thermoplastic.
Rated to hold equipment up to 20kg (44lbs).

RACKSTUDS ARE SAFE



Non-conductive reinforced thermoplastic.
They won't scratch your equipment.

RACKSTUDS ARE UNIVERSAL

Red for square punched vertical rails.

HOW TO INSERT RACKSTUDS™

- 1** Locate the first Rackstud™ at the beginning of the 'RU' space.
- 2** Insert the Rackstuds™ sideways and at 45° while compressing the spring.
- 3** Push all the way in until the spring clip latches onto the vertical rail.
- 4** Insert the yellow washer sideways until it mates with the stud.
- 5** Mount your gear and add the nuts... done!



2.2 version fits rails with the following specifications

Hole Size	9.2 - 9.89mm/0.362 - 0.389"
Rail Thickness	≤ 2.2mm/0.086" (or 14 gauge)

The high-tech alternative to cage nuts

Series II

- Redesigned nut with screwdriver slot
- Longer threads makes hanging gear easier
- Improved leverage strength up >30%
- Now even easier to insert

**RACK
STUDS™**

