


Network Management Unit for M6500 Series 5U Managed Chassis

Occupies One Slot in M6500 Series 5U Managed Chassis



Description

The NMU is specially designed for M6500 series 5U managed chassis, which can provide comprehensive remote monitoring, configuration and trap alarm notification functions for M6500 5U management platform.

It supports local and remote login for maintenance management, flexible network management of RJ45/SFP ports and graphical user interface WEB /SNMP v2 management.

Features


- Occupies one slot in M6500 5U series managed chassis
- Embedded OSC for out-of-band management
- Support WEB and SNMP v2 management
- Support smooth upgrade without affecting business
- Support the processing and forwarding of synchronization information in the system
- Support the management and monitoring of power supplies and fans

Technical Specifications

Network Management	Description
Management Type	WEB, SNMP v2
Management Interface	1x Console port 2x SFP LAN ports 1G 2x RJ45 LAN ports 100M/1000M
Heat Dissipation	1x fan module, hot swappable
Power Consumption	Max. 20W
2x SFP Ports Rate	1Gbits
2x RJ45 Ports Rate	100M/1000Mbits
Operating Temperature	0 to 50° C
Storage Temperature	-10 to 70° C
Equipment Status Indicator	FAULT, PWR, ACTIVE
Matching Chassis	M6500-CH5U

Note: The NMU module can only be installed in the top 2 slots of the M6500 series 5U managed chassis.

Network Management Unit




No.	Port	Port Type	Description
①	CONSOLE	RJ45 ETH	Debugging & Upgrading port
②	MGMT1~2	RJ45 ETH	Connect to the local network management computer Interface for NMS concatenation equipment
③	MGM3~4	SFP	Out-of-band OSC management

Matching Chassis

Hot-swappable NMU module occupies 1 slot in the M6500 series 5U managed chassis.

- Width: 444.5mm (17.49")
- Height: 222mm (8.74")
- Depth: 241.5mm (9.51")



Powerful Network Management System

Highly integrated in the M6500 series 5U managed chassis, the NMU module manages all other business modules, power supplies and fans installed in the chassis through a high-speed management backplane. When an equipment malfunction occurs, a real-time alarm is displayed on the monitoring screen, supporting early discovery of abnormalities.



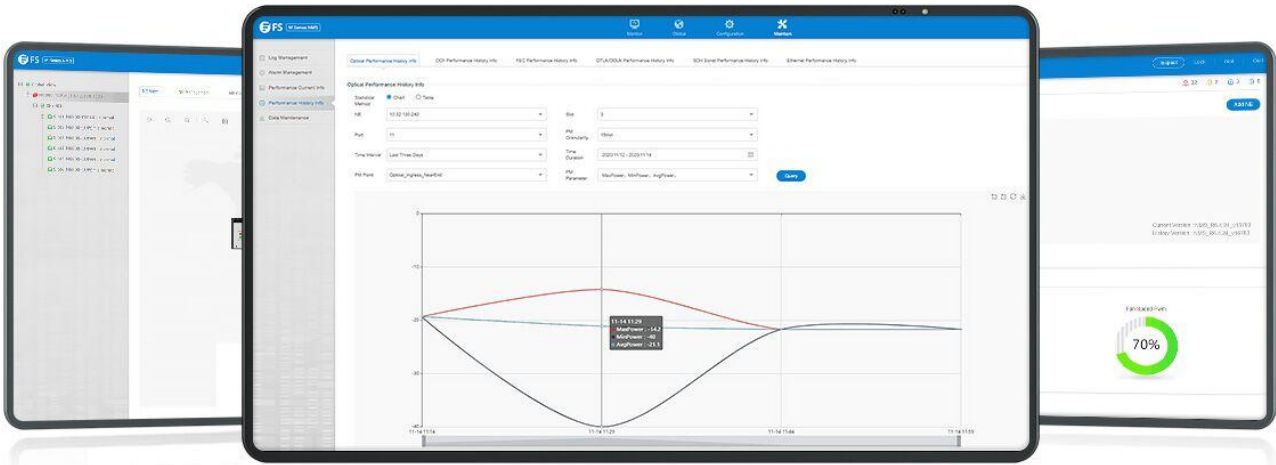
Fast Deployment within 7 Minutes



Open API for Secondary Development



WEB, SNMP v2



Ordering Information

11049	Description
#111049	2x 100G QSFP28/4x 40G QSFP+ to 1x 200G CFP2 200G Transponder/Muxponder
#111050	M6500 Series 5U Managed Chassis Unloaded, Supports up to 6x Muxponder/Transponder



<https://www.fs.com>



The information in this document is subject to change without notice. FS has made all efforts to ensure the accuracy of the information, but all information in this document does not constitute any kind of warranty.