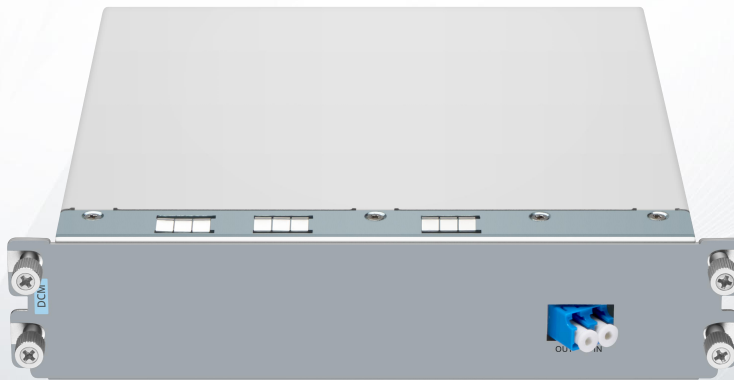


80KM Passive Dispersion Compensation Module, LC/UPC

Pluggable Module for M6200 Series Multi-Service Transport System



Description

DCM (Dispersion Compensation Modules) provides fixed chromatic dispersion compensation for high-speed metro core, regional, and extended long haul DWDM networks, and it can be used to compensate dispersion on standard single-mode optical fiber (SMF) across the entire C-Band.

It is designed for DWDM C-band high-speed extended haul DWDM networks. When combined with transponders and amplifiers, the DCM provides a simple, reliable, and cost-effective DWDM transport solution.

Features

- 100% slope compensation of G.652 fiber in C-band
- Low insertion loss
- Low polarization mode dispersion
- Wide band dispersion compensation
- Compensation up to 80km
- Completely passive—no powering utilized
- Highly integrated with M6200 series management platform

Application

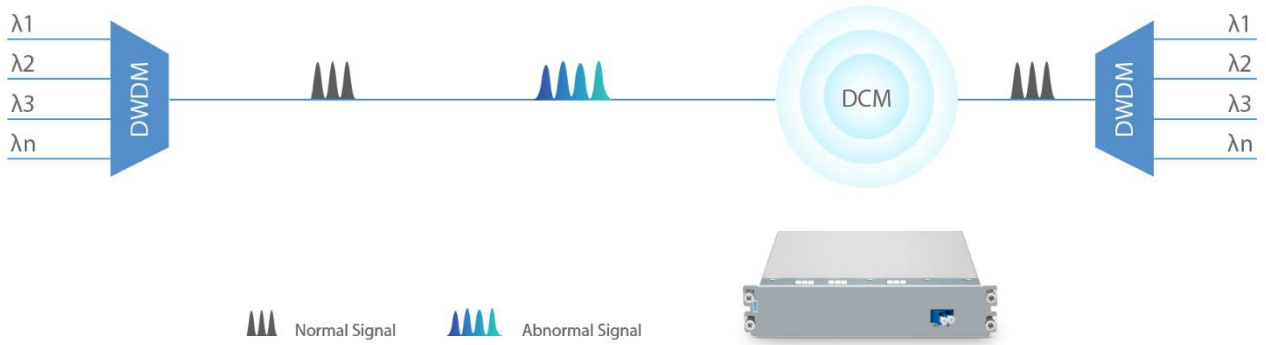
- Metro and long-haul DWDM networks
- SDH transmission system
- CATV system
- Dispersion accommodation

Product Specifications

| Parameter | Description |
|--|---|
| Compensated Length | 80km |
| Wavelength | 1525nm~1565nm |
| Dispersion Compensator @1545nm | -1340±20 ps/nm |
| Insertion Loss | ≤7.2dB |
| Relative Dispersion Slop @1545nm | 0.0036±20%nm ⁻¹ |
| Brillouin Scattering Threshold | ≥6dBm |
| Nonlinear System (n²/Aeff) | ≤1.4*10 ⁻⁹ W ⁻¹ |
| Effective Area (Aeff) | ≥20um ² |
| Polarization Dependent Loss | ≤0.1dB |
| Polarization Mode Dispersion | ≤0.5ps |
| Connector Type | LC/UPC |
| Housing | Pluggable module (Occupies 2-slot in M6200 series managed chassis) |
| Relative Humidity | <85% |
| Operating Temperature | -5 to 70° C |
| Storage Temperature | -40 to 85° C |

Applications


DCM is needed to fix the form of optical signals that are deformed by chromatic dispersion in long-haul transmission. It can effectively neutralize the fiber dispersion before the signal reaches the receiver, which provides a simple, reliable, and cost-effective long-haul transport solution, making signals go further without regeneration.



Matching Chassis

M6200 series 80km DCM pluggable module occupies 2-slot in M6200 series managed chassis.

- Width: 444mm (17.48")
- Height: 88mm (3.46")
- Depth: 325mm (12.80")



Ordering Information

| ID | Description |
|-------------------------|--|
| #107366 | M6200-20BA, 20dBm Output Booster Pluggable Module, 16dB Gain, LC/UPC |
| #107367 | M6200-25PA, 25dB Gain Optical Pre-Amplifier Pluggable Module, 16dBm Output, LC/UPC |
| #107368 | M6200-OLP2, 1+1 Optical Line Protection Switch (OLP), LC/UPC |
| #107369 | M6200-RB, 1x2 Single Fiber DWDM Red/Blue C Band Filter, Pluggable Module, LC/UPC |
| #107370 | M6200-DCM40, 40KM DCF-based Passive Dispersion Compensation Module, LC/UPC |
| #107365 | M6200-OEO10G, 5 Channels 10G WDM Transponder (Converter), 10 SFP/SFP+ Slots |
| #107373 | M6200-SFPVOA, SFP Variable Optical Attenuator Module for M6200 Series DWDM EDFA |
| #109705 | 40 Channels C21-C60 Dual Fiber DWDM Mux Demux with Monitor Port, Pluggable Module, LC/UPC |
| #107371 | M6200-CH2U, 2U Managed Chassis Unloaded, Supports up to 7x EDFA/OEO/OLP Module with Accessories |
| #111052 | M6200-CH5U, 5U Managed Chassis Unloaded, Supports up to 15x MUX/OEO/EDFA/DCM/OLP Module with Accessories |

*Standard products are listed above. Customized specifications are available upon request.



 <https://www.fs.com>



The information in this document is subject to change without notice. FS has made all efforts to ensure the accuracy of the information, but all information in this document does not constitute any kind of warranty.