


# 96 Channels DWDM Dual Fiber End-to-End Transport Platform

Up to 960Gbps 100km Dual Fiber BIDI End-to-End Transport



## Description

96 channels DWDM dual fiber end-to-end transport platform can support up to 960Gbps capacity in 100km long-haul dual fiber transmission. It is designed primarily to address the growing needs for optical transmission link that supports a broad range of applications.

This product offers a future-proof 2U platform, which has advantages of low power consumption and compact housing.

## Features

- Up to 960Gbps, 100km end to end transmission
- Hot-swappable modules can be integrated into one FMT chassis
- Individually controlled dual AC pluggable power supply and fan unit
- Support SNMPv1, Monitor Online, Simple Management Tool management protocols

## 960G DWDM Transport Platform

The 96 Channels DWDM Dual Fiber End-to-End Transport Platform is designed to meet the demands of Data Center Interconnection (DCI) and enterprises to transmit multiple services for long distance. It integrates Mux Demux, EDFA, DCM and etc to achieve high capacity transmission.

### FMT 2U Managed Chassis



- 8 slots
- Hold up to 8x EDFA/OEO/OLP FMT pluggable modules

### DWDM EDFA

- Used to extend the transmission distance by increasing power budget

### DCM (Dispersion Compensation Module)

- Designed to fix the form of optical signals that are deformed by chromatic dispersion



### 10G Transponder (Optional)

- 1Gbps to 11.3Gbps data rate
- 4 Channels (8 transceiver slots)

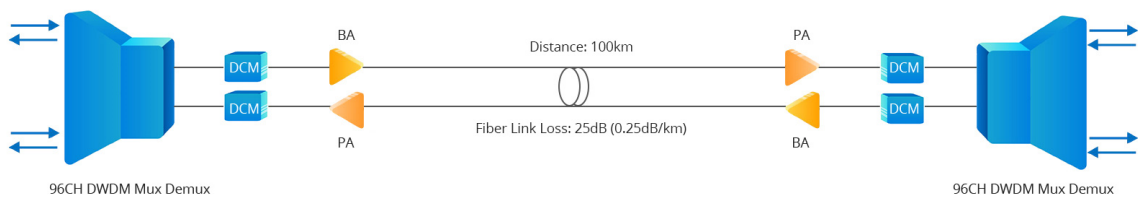
### 96ch DWDM Mux Demux

- 96CH (CH15 to CH62)
- Up to 960G transmission

Standardized Transport Solution

- Networking Modes: Point-to-Point
- Transmission Distance: 100km
- Transmission Capacity: Up to 96x 10G
- Fiber Link Loss: 25dB (0.25dB/km)
- Fiber Type: G.652D

Solution Diagram



Packing List

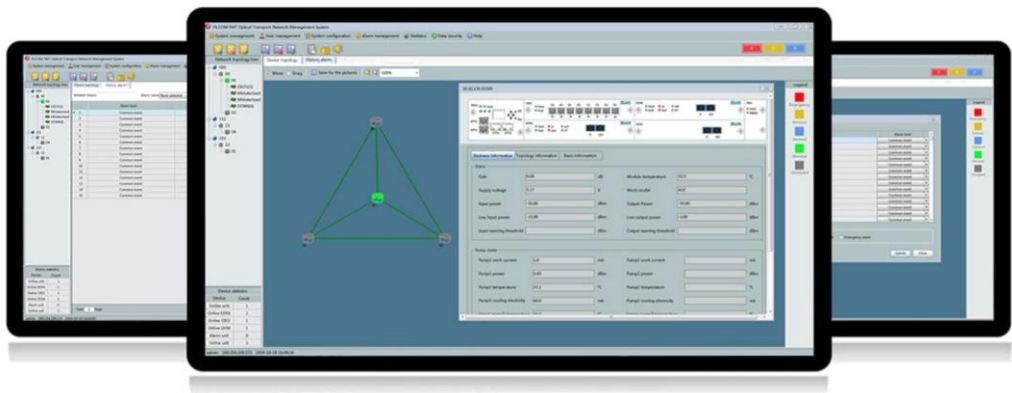
ID	Description	Qty
<a href="#">73580</a>	2U 8 slots Managed Chassis with NMS/NMU and Dual Power 100V-240VAC for Pluggable Module	2
<a href="#">66601</a>	96CH CH15-CH62 Passive Dual Fiber DWDM Mux&Demux, LC/UPC, Occupies 2 slots	2
<a href="#">78227</a>	O20/G20 Multi-channel BA C-band(1528~1564nm), AGC, LC/UPC, Occupies 1 slot	2
<a href="#">72284</a>	G20/O13 Multi-channel PA C-band(1528~1564nm), AGC, LC/UPC, Occupies 1 slot	4
<a href="#">65781</a>	40KM DCM C Band, G652 Fiber, LC/UPC, Occupies 2 slots	4
<a href="#">72630</a>	LC/UPC Singlemode Fixed Fiber Optic Attenuator, Male-Female, 7dB	1

Technical Specification

Parameter	Description
Topology	End-to-End DWDM networks
ITU Channel	96CH (CH15 to CH62)
Channel Spacing	50GHz (0.4nm)
Client Interface Protocols	SDH/SONET, PDH, OTN, Ethernet, SAN
Power Supply	Dual power, 100V-240VAC
Power Redundancy	1+1 backup AC power supply
Heat Dissipation	Hot swappable fan module
Ingress Protection	Non-waterproof
Quality Certification	CE, FCC, RoHS
Operating Temperature	-5~60° C
Storage Temperature	-40~80° C
Dimensions (HxWxD)	FMT 2U Managed Chassis: 3.39"x19"x11.81" (86x482.6x300mm) 96ch DWDM Mux Demux: 3.47"x19"x9.84" (88.1x482.6x250mm)
Management Interface	2*10/100/1000Base-T RJ-45 2*100Base-FX SFP 1*Console port
Management Protocols	SNMPv1, Monitor Online, Simple Management Tool
Management Channel	Optical Supervisory Channel (OSC)

## Network Management System


The managed chassis is embedded with OSC for remote management and topology detection to be managed by MonitorOnline management system. The MonitorOnline software provides complete performance monitoring and management, including laser shutdown status, input power, output power, and etc to centralize OTN network management.



## Dimension

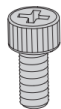
FMT 2U Managed Chassis:

- Width: 482.6mm (19")
- Height: 86mm (3.39")
- Depth: 300mm (11.81")



- 96ch DWDM Mux Demux:
- Width: 482.6mm (19")
  - Height: 88.1mm (3.47")
  - Depth: 250mm (9.82")

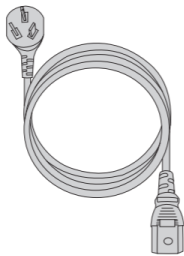
Accessories



Bracket Screws x16



Bracket Nuts x16



Power Cord x4



CD x2

Ordering Information

ID	Description
<a href="#">76087</a>	9 Channels CWDM Single Fiber 50km End-to-End Transport Platform (Set of Two)
<a href="#">73805</a>	18 Channels CWDM Dual Fiber 50km End-to-End Transport Platform (Set of Two)
<a href="#">90936</a>	8 Channels DWDM Dual Fiber 20-140km End-to-End Transport Platform (Set of Two)
<a href="#">76086</a>	16 Channels DWDM Dual Fiber 60km End-to-End Transport Platform (Set of Two)
<a href="#">73806</a>	16 Channels DWDM Dual Fiber 120km End-to-End Transport Platform (Set of Two)
<a href="#">90935</a>	16 Channels DWDM Dual Fiber 20-140km End-to-End Transport Platform (Set of Two)
<a href="#">73807</a>	40 Channels DWDM Dual Fiber 100km End-to-End Transport Platform (Set of Two)
<a href="#">76085</a>	40 Channels DWDM Dual Fiber 160km End-to-End Transport Platform (Set of Two)
<a href="#">90934</a>	40 Channels DWDM Dual Fiber 20-140km End-to-End Transport Platform (Set of Two)
<a href="#">76084</a>	96 Channels DWDM Dual Fiber 80km End-to-End Transport Platform (Set of Two)
<a href="#">73808</a>	96 Channels DWDM Dual Fiber 100km End-to-End Transport Platform (Set of Two)

**Note:** If these WDM Transport Platforms can not meet your demands, please contact our expert consultant [otn@fs.com](mailto:otn@fs.com) for customized solution.



<https://www.fs.com>



The information in this document is subject to change without notice. FS has made all efforts to ensure the accuracy of the information, but all information in this document does not constitute any kind of warranty.