

40 Channels DWDM Dual Fiber End-to-End Transport Platform

Up to 400Gbps 100km Dual Fiber BIDI End-to-End Transport



Description

40 channels DWDM dual fiber end-to-end transport platform can support up to 400Gbps capacity in 100km long-haul dual fiber transmission. It is designed primarily to address the growing needs for optical transmission link that supports a broad range of applications.

This product offers a future-proof 4U platform, which has advantages of low power consumption and compact housing.

Features

- Up to 400Gbps, 100km end to end transmission
- Hot-swappable modules can be integrated into one FMT chassis
- Individually controlled dual AC pluggable power supply and fan unit
- Support SNMPv1, Monitor Online, Simple Management Tool management protocols

400G DWDM Transport Platform

The 40 Channels DWDM Dual Fiber End-to-End Transport Platform is designed to meet the demands of Data Center Interconnection (DCI) and enterprises to transmit multiple services for long distance. It integrates Mux Demux, EDFA and etc to achieve high capacity transmission.

FMT 4U Managed Chassis


- 16 slots
- Hold up to 16x EDFA/OEO/OLP FMT pluggable modules

40ch Active DWDM Mux Demux

- 40CH (C21 to C60)
- Up to 400G transmission

DWDM EDFA

- Used to extend the transmission distance by increasing power budget



10G Transponder (Optional)

- 1Gbps to 11.3Gbps data rate
- 4 Channels (8 transceiver slots)

Optical Line Protection Switch (Optional)

- Real-time monitoring
- Fast switching between primary and secondary optical lines

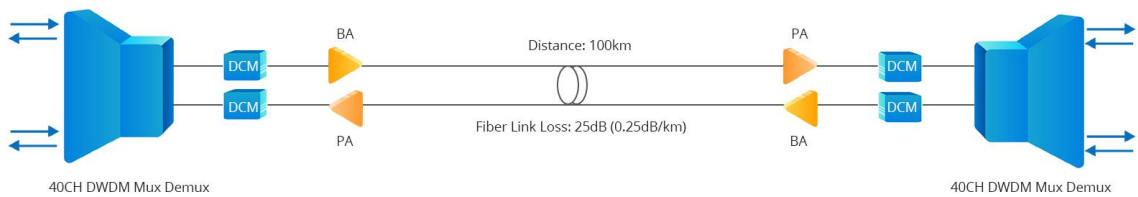
DCM (Dispersion Compensation Module)

- Designed to fix the form of optical signals that are deformed by chromatic dispersion

Standardized Transport Solution

- Networking Modes: Point-to-Point
- Transmission Distance: 100km
- Transmission Capacity: Up to 40x 10G
- Fiber Link Loss: 25dB (0.25dB/km)
- Fiber Type: G.652D

Solution Diagram



Packing List

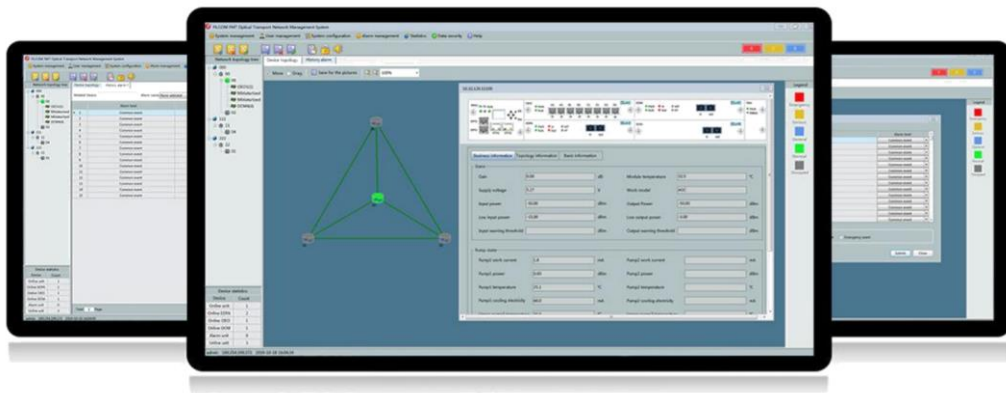
ID	Description	Qty
35952	4U 16 slots Managed Chassis with NMS/NMU and Dual Power 100V-240VAC for Pluggable Module	2
74538	40CH C21-C60 100Ghz Active Dual Fiber DWDM Mux&Demux, LC/UPC, Occupies 2 slots	2
72283	O17/G17 Multi-channel BA C-band(1528~1564nm), AGC, LC/UPC, Occupies 1 slot	2
72284	G20/O13 Multi-channel PA C-band(1528~1564nm), AGC, LC/UPC, Occupies 1 slot	2
65781	40KM DCM C Band, G652 Fiber, LC/UPC, Occupies 2 slots	4
70008	LC/UPC Singlemode Fixed Fiber Optic Attenuator, Male-Female, 3dB	1

Technical Specification

Parameter	Description
Topology	End-to-End DWDM networks
ITU Channel	40CH (C21 to C60)
Channel Spacing	100GHz (0.8nm)
Client Interface Protocols	SDH/SONET, PDH, OTN, Ethernet, SAN
Power Supply	Dual power, 100V-240VAC
Power Redundancy	1+1 backup AC power supply
Heat Dissipation	Hot swappable fan module
Ingress Protection	Non-waterproof
Quality Certification	CE, FCC, RoHS
Operating Temperature	-5~60° C
Storage Temperature	-40~80° C
Dimensions (HxWxD)	7"x19"x11.81" (178x482.6x300mm)
Management Interface	2*10/100/1000Base-T RJ-45 2*100Base-FX SFP 1*Console port
Management Protocols	SNMPv1, Monitor Online, Simple Management Tool
Management Channel	Optical Supervisory Channel (OSC)

Network Management System


The managed chassis is embedded with OSC for remote management and topology detection to be managed by MonitorOnline management system. The MonitorOnline software provides complete performance monitoring and management, including laser shutdown status, input power, output power, and etc to centralize OTN network management.



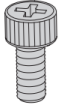
Dimension

FMT 4U Managed Chassis:

- Width: 482.6mm (19")
- Height: 178mm (7")
- Depth: 300mm (11.81")



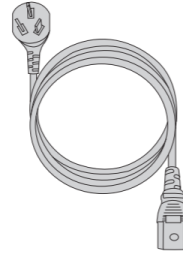
Accessories



Bracket Screws x8



Bracket Nuts x8



Power Cord x4



CD x2

Ordering Information

ID	Description
76087	9 Channels CWDM Single Fiber 50km End-to-End Transport Platform (Set of Two)
73805	18 Channels CWDM Dual Fiber 50km End-to-End Transport Platform (Set of Two)
90936	8 Channels DWDM Dual Fiber 20-140km End-to-End Transport Platform (Set of Two)
76086	16 Channels DWDM Dual Fiber 60km End-to-End Transport Platform (Set of Two)
73806	16 Channels DWDM Dual Fiber 120km End-to-End Transport Platform (Set of Two)
90935	16 Channels DWDM Dual Fiber 20-140km End-to-End Transport Platform (Set of Two)
73807	40 Channels DWDM Dual Fiber 100km End-to-End Transport Platform (Set of Two)
76085	40 Channels DWDM Dual Fiber 160km End-to-End Transport Platform (Set of Two)
90934	40 Channels DWDM Dual Fiber 20-140km End-to-End Transport Platform (Set of Two)
76084	96 Channels DWDM Dual Fiber 80km End-to-End Transport Platform (Set of Two)
73808	96 Channels DWDM Dual Fiber 100km End-to-End Transport Platform (Set of Two)

Note: If these WDM Transport Platforms can not meet your demands, please contact our expert consultant otn@fs.com for customized solution.



 <https://www.fs.com>



The information in this document is subject to change without notice. FS has made all efforts to ensure the accuracy of the information, but all information in this document does not constitute any kind of warranty.