

# 16 Channels DWDM Dual Fiber End-to-End Transport Platform

Up to 160Gbps 60km Dual Fiber BIDI End-to-End Transport



## Description

16 channels DWDM dual fiber end-to-end transport platform can support up to 160Gbps capacity in 60km long-haul dual fiber transmission. It is designed primarily to address the growing needs for optical transmission link that supports a broad range of applications.

This product offers a future-proof 2U platform, which has advantages of low power consumption and compact housing.

## Features

- Up to 160Gbps, 60km end to end transmission
- Hot-swappable modules can be integrated into one FMT chassis
- Individually controlled dual AC pluggable power supply and fan unit
- Support SNMPv1, Monitor Online, Simple Management Tool management protocols

## 160G DWDM Transport Platform

The 16 Channels DWDM Dual Fiber End-to-End Transport Platform is designed to meet the demands of Data Center Interconnection (DCI) and enterprises to transmit multiple services for long distance. It integrates Mux Demux, EDFA and etc to achieve high capacity transmission.

### FMT 2U Managed Chassis

- 8 slots
- Hold up to 8x EDFA/OEO/OLP FMT pluggable modules

### DWDM EDFA

- Used to extend the transmission distance by increasing power budget



### 16ch Active DWDM Mux Demux

- 16CH (C21 to C36)
- Up to 160G transmission

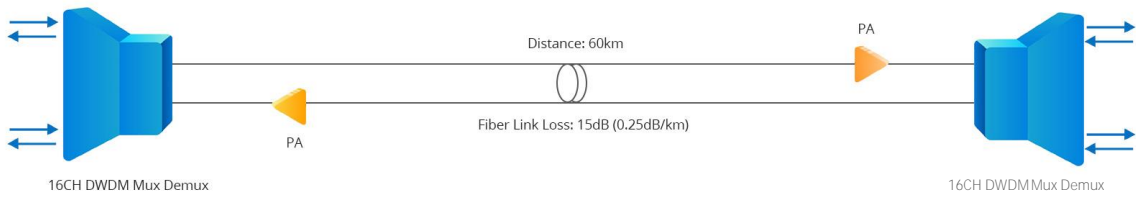
### 10G Transponder (Optional)

- 1Gbps to 11.3Gbps data rate
- 4 Channels (8 transceiver slots)

## Standardized Transport Solution

- Networking Modes: Point-to-Point
- Transmission Distance: 60km
- Transmission Capacity: Up to 16x 10G
- Fiber Link Loss: 15dB (0.25dB/km)
- Fiber Type: G.652D

## Solution Diagram



## Packing List

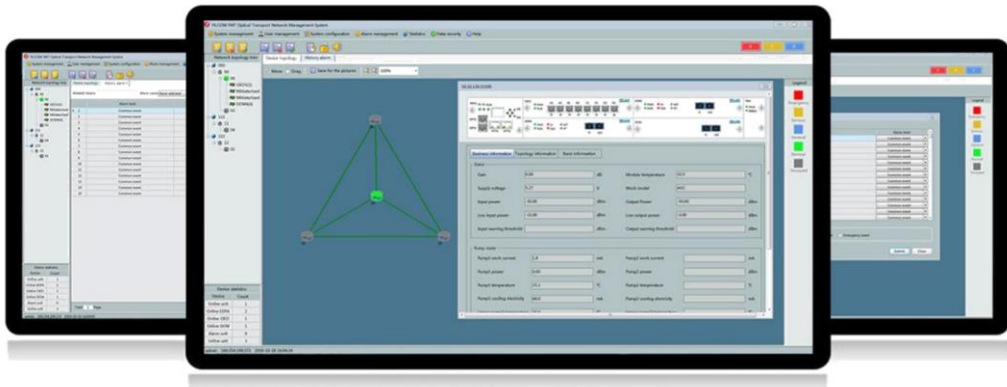
ID	Description	Qty
<a href="#">73580</a>	2U 8 slots Managed Chassis with NMS/NMU and Dual Power 100V-240VAC for Pluggable Module	2
<a href="#">74537</a>	16CH C21~C36 Active Dual Fiber DWDM Mux&Demux with MON and EXP, LC/UPC, Occupies 2 slots	2
<a href="#">72284</a>	G20/O13 Multi-channel PA C-band(1529~1564nm), AGC, LC/UPC, Occupies 1 slot	2
<a href="#">70009</a>	LC/UPC Singlemode Fixed Fiber Optic Attenuator, Male-Female, 5dB	1

## Technical Specification

Parameter	Description
Topology	End-to-End DWDM networks
ITU Channel	16CH (C21 to C36)
Channel Spacing	100GHz (0.8nm)
Client Interface Protocols	SDH/SONET, PDH, OTN, Ethernet, SAN
Power Supply	Dual power, 100V-240VAC
Power Redundancy	1+1 backup AC power supply
Heat Dissipation	Hot swappable fan module
Ingress Protection	Non-waterproof
Quality Certification	CE, FCC, RoHS
Operating Temperature	-5~60° C
Storage Temperature	-40~80° C
Dimensions (HxWxD)	3.39"x19"x11.81" (86x482.6x300mm)
Management Interface	2*10/100/1000Base-T RJ-45 2*100Base-FX SFP 1*Console port
Management Protocols	SNMPv1, Monitor Online, Simple Management Tool
Management Channel	Optical Supervisory Channel (OSC)

## Network Management System


The managed chassis is embedded with OSC for remote management and topology detection to be managed by MonitorOnline management system. The MonitorOnline software provides complete performance monitoring and management, including laser shutdown status, input power, output power, and etc to centralize OTN network management.



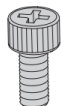
## Dimension

FMT 2U Managed Chassis:

- Width: 482.6mm (19")
- Height: 86mm (3.39")
- Depth: 300mm (11.81")



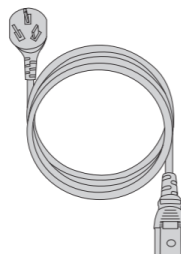
## Accessories



Bracket Screws x8



Bracket Nuts x8



Power Cord x4



CD x2

## Ordering Information

ID	Description
<a href="#">76087</a>	9 Channels CWDM Single Fiber 50km End-to-End Transport Platform (Set of Two)
<a href="#">73805</a>	18 Channels CWDM Dual Fiber 50km End-to-End Transport Platform (Set of Two)
<a href="#">90936</a>	8 Channels DWDM Dual Fiber 20-140km End-to-End Transport Platform (Set of Two)
<a href="#">76086</a>	16 Channels DWDM Dual Fiber 60km End-to-End Transport Platform (Set of Two)
<a href="#">73806</a>	16 Channels DWDM Dual Fiber 120km End-to-End Transport Platform (Set of Two)
<a href="#">90935</a>	16 Channels DWDM Dual Fiber 20-140km End-to-End Transport Platform (Set of Two)
<a href="#">73807</a>	40 Channels DWDM Dual Fiber 100km End-to-End Transport Platform (Set of Two)
<a href="#">76085</a>	40 Channels DWDM Dual Fiber 160km End-to-End Transport Platform (Set of Two)
<a href="#">90934</a>	40 Channels DWDM Dual Fiber 20-140km End-to-End Transport Platform (Set of Two)
<a href="#">76084</a>	96 Channels DWDM Dual Fiber 80km End-to-End Transport Platform (Set of Two)
<a href="#">73808</a>	96 Channels DWDM Dual Fiber 100km End-to-End Transport Platform (Set of Two)

**Note:** If these WDM Transport Platforms can not meet your demands, please contact our expert consultant [otn@fs.com](mailto:otn@fs.com) for customized solution.



 <https://www.fs.com>



The information in this document is subject to change without notice. FS has made all efforts to ensure the accuracy of the information, but all information in this document does not constitute any kind of warranty.