


# 16ch C27-C42 DWDM Mux Demux

1U Rack Mount, LC/UPC

Data Center & Cloud Computing Infrastructure Solutions



## Overview

The DWDM passive Mux Demux modules deliver the benefits of a Dense Wave Division Multiplexer in a fully passive solution. They are designed for long-haul transmission where wavelengths are packed tightly together over the C-band range of wavelengths, up to 48 wavelengths in 100GHz grid(0.8nm) and 96 wavelengths in 50GHz grid(0.4nm). ITU G.694.1 standard and Telcordia GR1221, GR1209, CE, RoHS, FCC are compliant.

Our DWDM Mux Demux are modular, scalable and are perfectly suited to transport PDH, SDH / SONET, ETHERNET services over WWDM, CWDM and DWDM in optical metro edge and access networks.

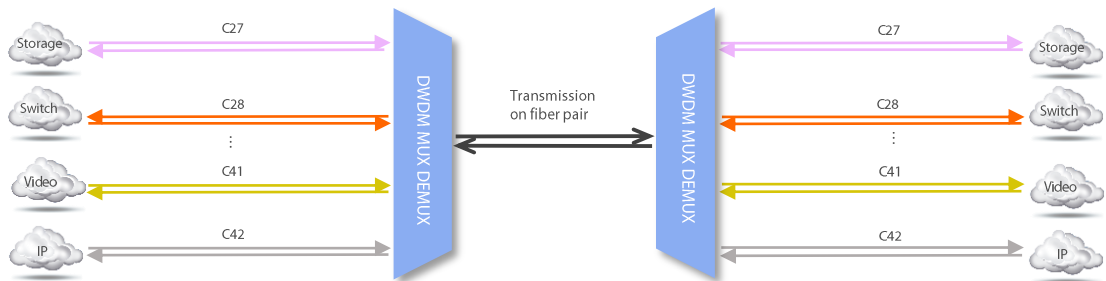
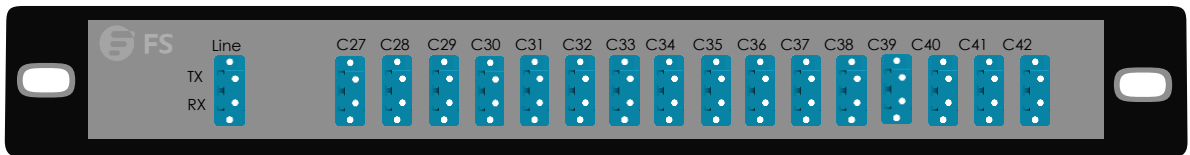
## Highlights

- Multiplexing of 16 channels on fiber pair
- Low insertion loss
- 1U 19" low profile modular design
- LC/UPC connectors
- Compliant to ITU G.694.1, 100GHz ITU grid, 0.8 nm spacing
- High quality thin film filter technology
- Passive, no electricity needed (MTBF ca. 500 years)

## General Specification

Front View	Function
------------	----------

26569



## Technical Data

Parameter	Value
<b>ITU Channel</b>	16 channels C27-C42 (DWDM ports)
<b>Operating Wavelength</b>	1543.73-1555.75nm
<b>Channel Spacing</b>	100GHz (0.8nm)
<b>Channel Passband</b>	±0.11nm
<b>Insertion Loss</b>	≤ 4.6dB
<b>Adjacent Channel Isolation</b>	≥ 30dB
<b>Non-adjacent Channel Isolation</b>	≥ 40dB
<b>Filter Technology</b>	TFF (Thin Film Filter)
<b>Return Loss</b>	≥ 45dB
<b>Directivity</b>	≥ 45dB
<b>Polarization Dependent Loss</b>	≤ 0.3dB
<b>Polarization Mode Dispersion</b>	≤ 0.1ps
<b>Power Handling</b>	≤ 500mW
<b>Operating Temperature</b>	-5° C~ +75° C
<b>Storage Temperature</b>	-40° C~ +85° C

### Notes:

1. Specified with connectors and adapters.

## High Quality DWDM Transceivers to Build a Passive DWDM System

FS.COM offers DWDM transceiver modules in SFP, SFP+ and XFP formats. Every optics is tested in real switches and full compatible with Cisco, Juniper, Arista, Brocade, Dell, Extreme, etc.

Transmission distances range from 20-120km for Gigabit speeds, and 40-120km for 10 Gigabit speeds, without the use of optical amplifiers.



DWDM-SFP10G-80



DWDM-XFP10G-80



DWDM-Tunable-XFP



DWDM-Tunable-SFP+



DWDM-SFP1G-ZX

## DWDM Mux Demux Series

Application	ID#	Description
<b>40/16/8 CHANNELS DUAL FIBER</b>		
40 channels	<a href="#">#33485</a>	40ch. DWDM Mux Demux, 100GHz, C21-C60, with monitor port, 3.0dB typical IL, 4.5dB max IL, duplex LC/UPC
40 channels	<a href="#">#35887</a>	40ch. DWDM Mux Demux, 100GHz, C21-C60, with monitor port and 1310nm port, 3.5dB typical IL, 5.0dB max IL, duplex LC/UPC
40 channels	<a href="#">#79580</a>	Flat-top 40ch. DWDM Mux Demux, 100GHz, C21-C60, duplex LC/UPC
16 channels	<a href="#">#72430</a>	16ch. DWDM Mux Demux, 100GHz, C21-C36, with monitor port, expansion port and 1310nm port, IL ≤ 5.2dB, duplex LC/UPC
16 channels	<a href="#">#26569</a>	16ch. DWDM Mux Demux, 100GHz, C27-C42, IL ≤ 4.6dB, duplex LC/UPC
16 channels	<a href="#">#57884</a>	16ch. DWDM Mux Demux, 100GHz, C43-C58, with expansion port, IL ≤ 4.6dB, duplex LC/UPC
8 channels	<a href="#">#30568</a>	8ch. DWDM Mux Demux, 100GHz, C53-C60, with expansion port, IL ≤ 3.2dB, duplex LC/UPC
8 channels	<a href="#">#72433</a>	8ch. DWDM Mux Demux, 100GHz, C53-C60, with Monitor Port, Expansion Port and 1310nm Port, IL ≤ 3.7dB, duplex LC/UPC

### 16/8 CHANNELS SINGLE FIBER

16 channels	<a href="#">#78535</a>	16ch. DWDM Mux Demux, 100GHz, C21-C36 for transceiver wavelengths, IL ≤ 4.3dB, LC/UPC
16 channels	<a href="#">#78536</a>	16ch. DWDM Mux Demux, 100GHz, C45-C60 for transceiver wavelengths, IL ≤ 4.3dB, LC/UPC
8 channels	<a href="#">#50116</a>	8ch. DWDM Mux Demux, 100GHz, C22-C36 for transceiver wavelengths, with expansion port, IL ≤ 4.6dB, LC/UPC
8 channels	<a href="#">#50117</a>	8ch. DWDM Mux Demux, 100GHz, C21-C35 for transceiver wavelengths, with expansion port, IL ≤ 4.6dB, LC/UPC

\*Standard products are listed above. Customized specifications are available upon request.

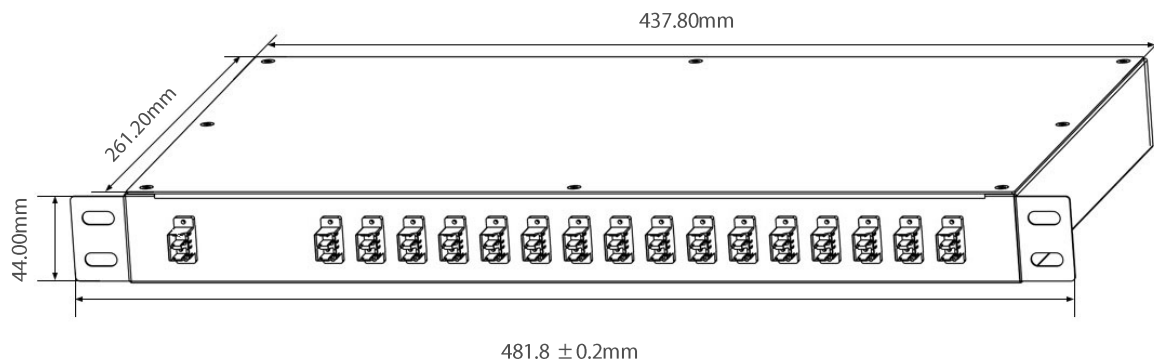
### ITU Channel Guiding

ITU Channel (xx or yy)	21	22	23	24	25	26	27	28	29	30	31	32	33	34	35	36	37	38	39	40
Wavelength (nm)	1560.61	1559.79	1558.98	1558.17	1557.36	1556.55	1555.75	1554.94	1554.13	1553.33	1552.52	1551.72	1550.92	1550.12	1549.32	1548.51	1547.72	1546.92	1546.12	1545.32

ITU Channel (xx or yy)	41	42	43	44	45	46	47	48	49	50	51	52	53	54	55	56	57	58	59	60
Wavelength (nm)	1544.53	1543.73	1542.94	1542.14	1541.35	1540.56	1539.77	1538.98	1538.19	1537.40	1536.61	1535.82	1535.04	1534.25	1533.47	1532.68	1531.90	1531.12	1530.33	1529.55

### Layout and Dimensions

- Width: 481.8 ± 0.2mm (19")
- Height: 44mm (1.73")
- Depth: 261.2mm (10.28")
- The color of the module is black
- All fonts and labels are printed in black





 <https://www.fs.com>



The information in this document is subject to change without notice. FS has made all efforts to ensure the accuracy of the information, but all information in this document does not constitute any kind of warranty.